

# JVC

## SCHEMATIC DIAGRAMS

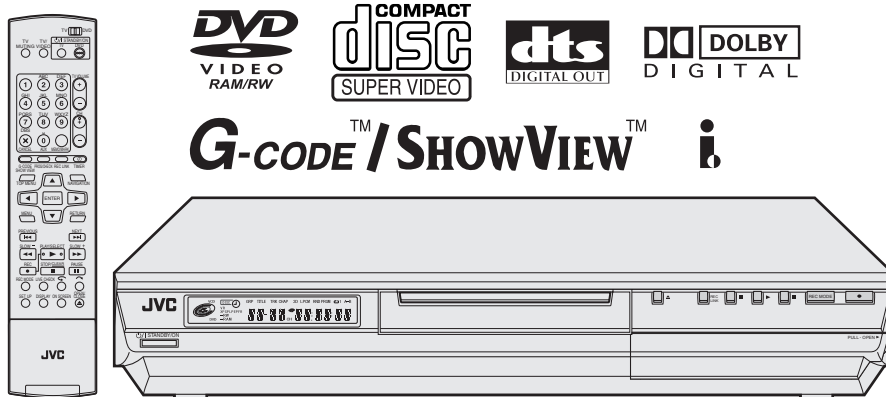
DVD VIDEO RECORDER

# DR-M10SAA, DR-M10SAG DR-M10SAX

CD-ROM No.SML200406

**Area Suffix**

AA ----- Australia  
AG ----- Universal Asia  
AX ----- Middle East



DR-M10SAA, DR-M10SAG, DR-M10SAX [D4R10]


Since the whole mechanism assembly unit is replaced, the DVD recorder mechanism of this unit need not be adjusted.



# CHARTS AND DIAGRAMS

## NOTES OF SCHEMATIC DIAGRAM

### Safety precautions

The Components identified by the symbol  are critical for safety. For continued safety, replace safety critical components only with manufacturer's recommended parts.

### 1. Units of components on the schematic diagram

Unless otherwise specified.

- 1) All resistance values are in ohm. 1/6 W, 1/8 W (refer to parts list).  
Chip resistors are 1/16 W.  
K: KΩ(1000Ω), M: MΩ (1000KΩ)
- 2) All capacitance values are in μF, (P: PF).
- 3) All inductance values are in μH, (m: mH).
- 4) All diodes are 1SS133, MA165 or 1N4148M (refer to parts list).

**Note:** The Parts Number, value and rated voltage etc. in the Schematic Diagram are for references only. When replacing the parts, refer to the Parts List.

### 2. Indications of control voltage

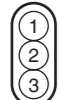
AUX : Active at high.

$\overline{\text{AUX}}$  or AUX(L) : Active at low.

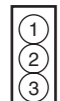
### 3. Interpreting Connector indications



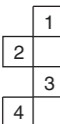
Removable connector



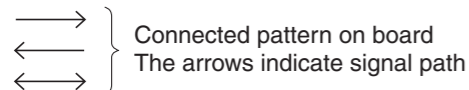
Wire soldered directly on board



Non-removable Board connector



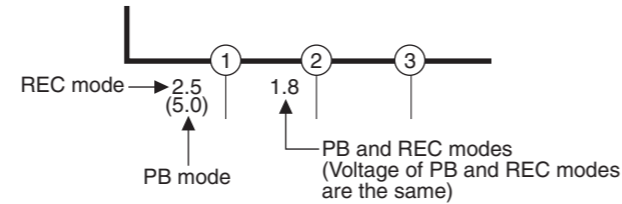
Board to Board



**Note:** For the destination of each signal and further line connections that are cut off from the diagram, refer to "BOARD INTERCONNECTIONS"

### 4. Voltage measurement

- 1) Regulator (DC/DC CONV) circuits  
REC : Colour bar signal.  
PB : Alignment tape (Colour bar).  
— : Unmeasurable or unnecessary to measure.
- 2) Indication on schematic diagram  
Voltage indications for REC and PB mode on the schematic diagram are as shown below.



**Note:** If the voltages are not indicated on the schematic diagram, refer to the voltage charts.

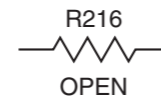
### 6. Indication of the parts for adjustments

The parts for the adjustments are surrounded with the circle as shown below.



### 7. Indication of the parts not mounted on the circuit board

"OPEN" is indicated by the parts not mounted on the circuit board.



## CIRCUIT BOARD NOTES

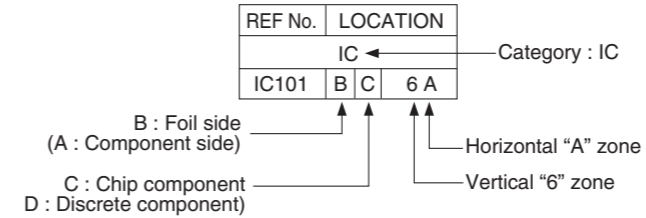
### 1. Foil and Component sides

- 1) Foil side (B side) :  
Parts on the foil side seen from foil face (pattern face) are indicated.
- 2) Component side (A side) :  
Parts on the component side seen from component face (parts face) indicated.

Parts location are indicated by guide scale on the circuit board.

### 2. Parts location guides

Parts location are indicated by guide scale on the circuit board.



**Note:** For general information in service manual, please refer to the Service Manual of GENERAL INFORMATION Edition 4 No. 82054D (January 1994).

# Wiring diagram

5

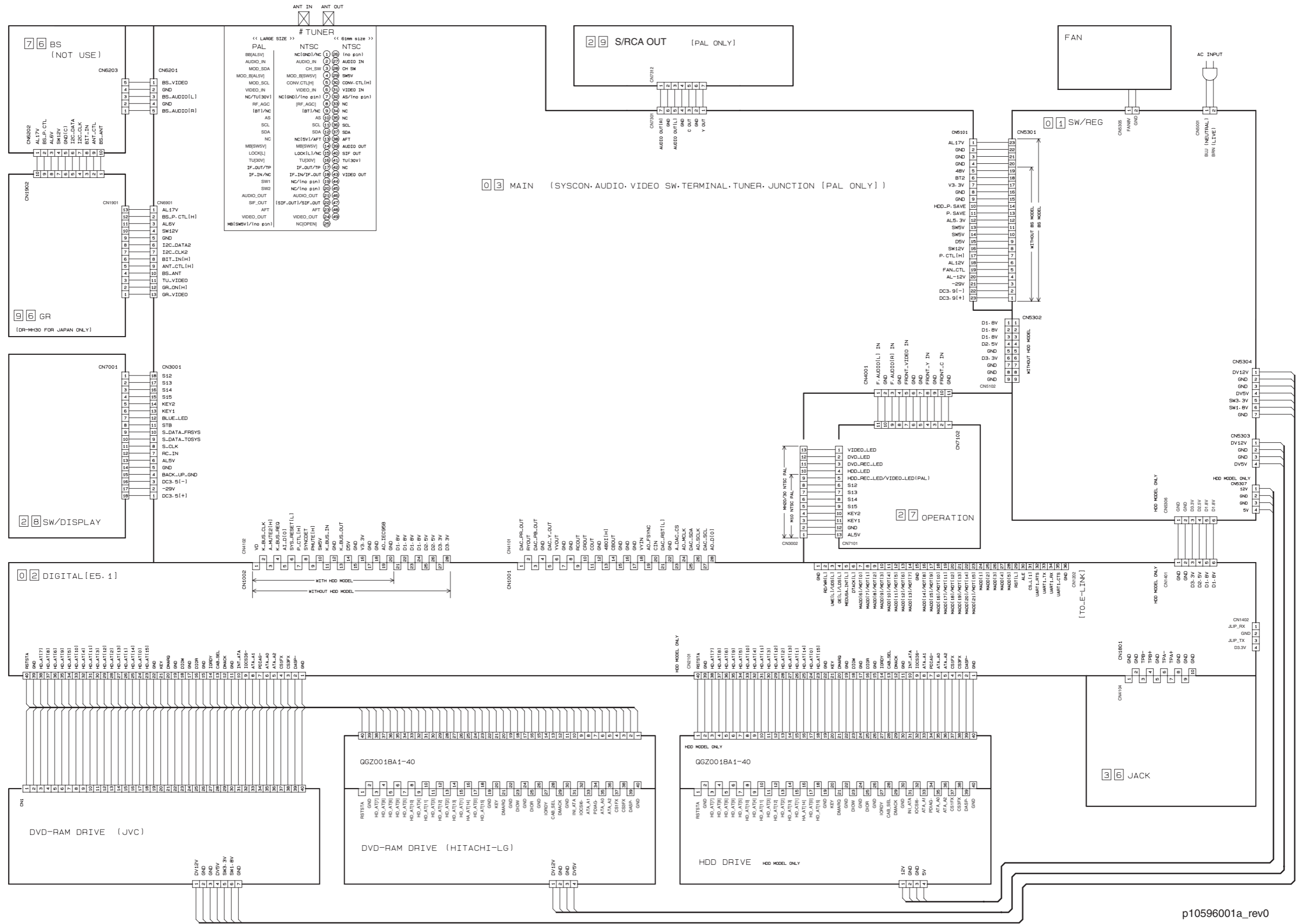
4

3

2

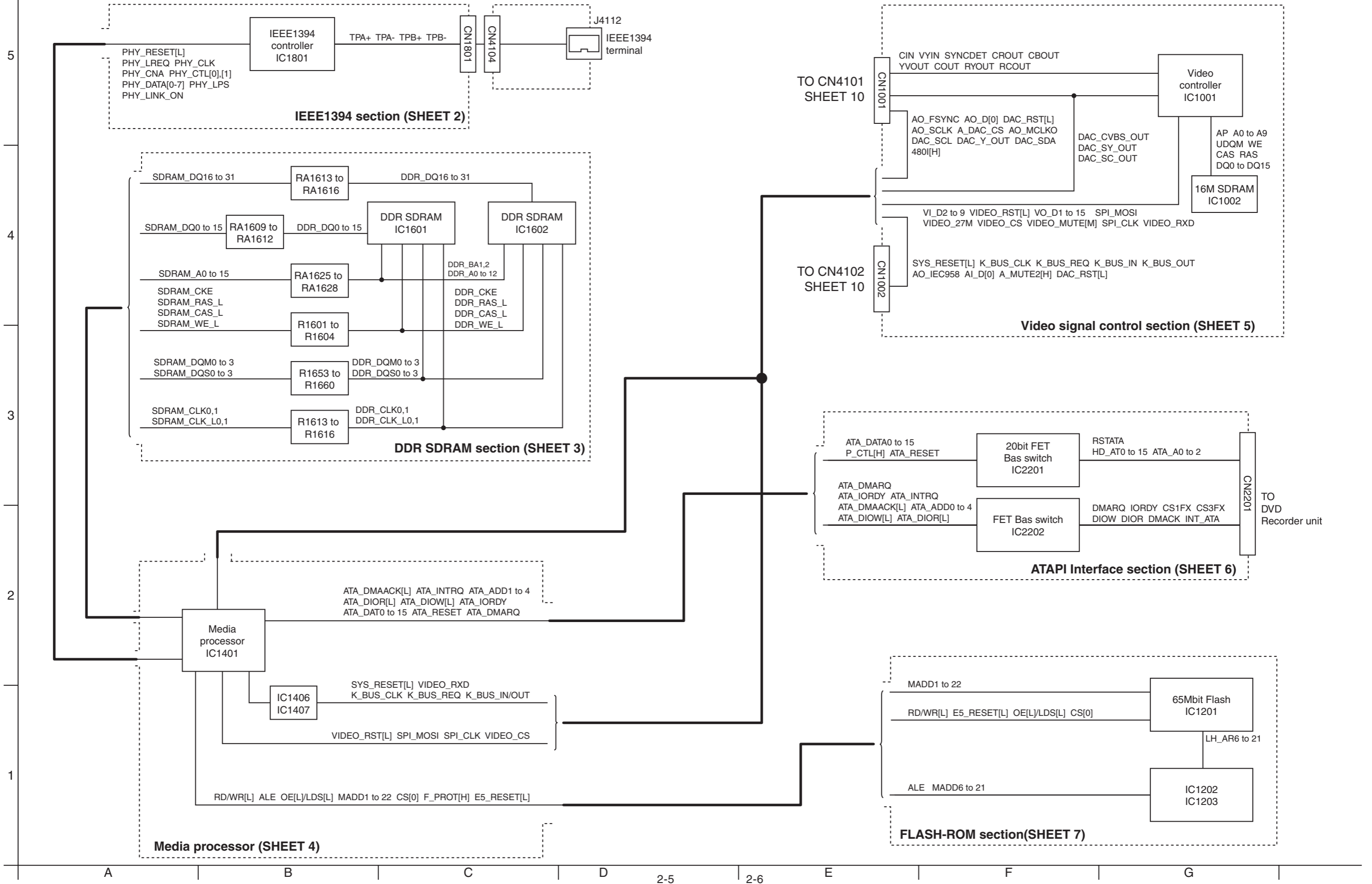
1

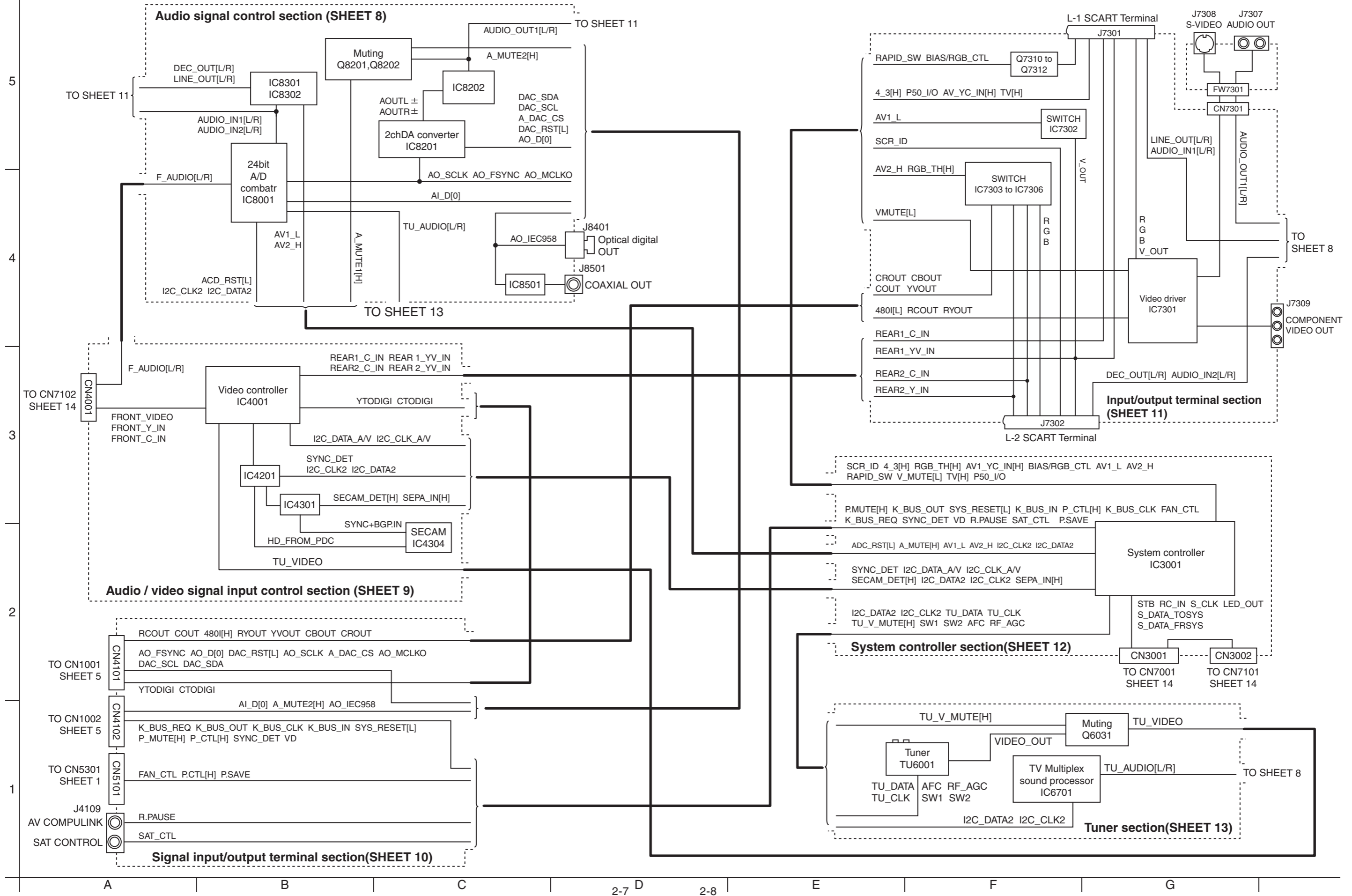
NO	NAME
0 1	SW/REG
0 2	DIGITAL
0 3	MAIN
2 7	OPERATION
2 8	SK/DISPLAY
2 9	AV OUT
3 6	JACK
7 6	BS
9 6	GR



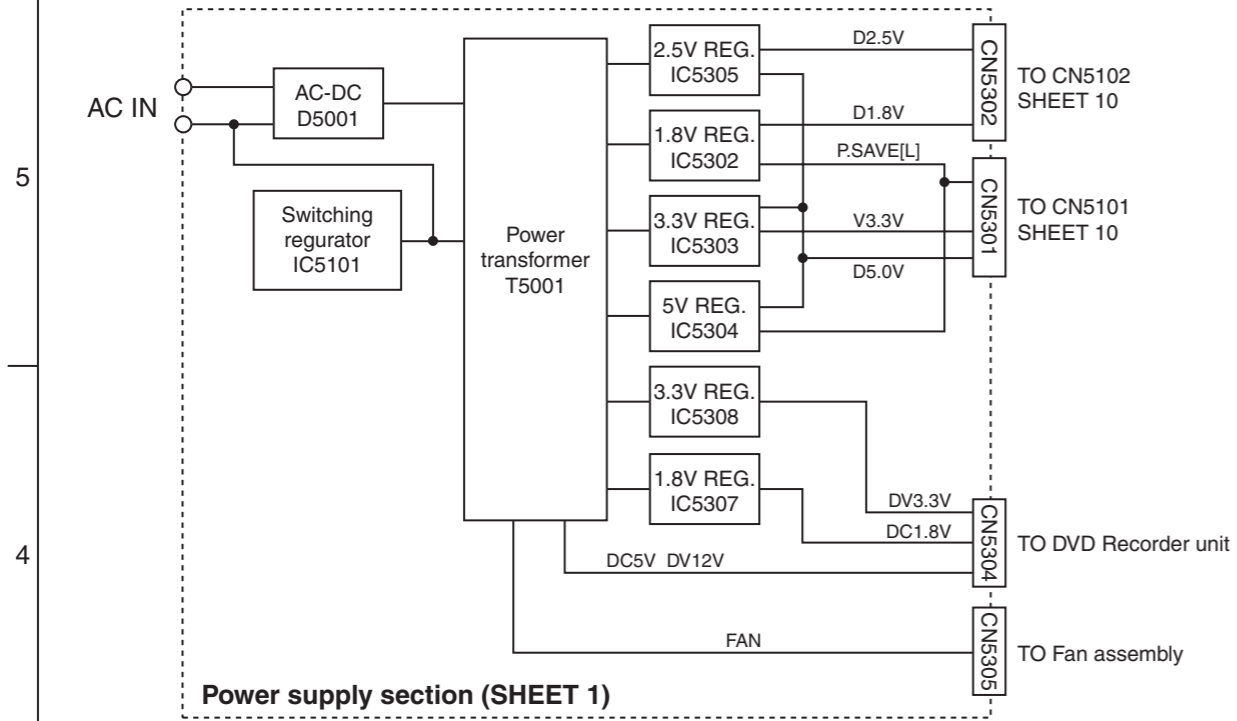
# Block diagrams

■ DIGITAL 0 2

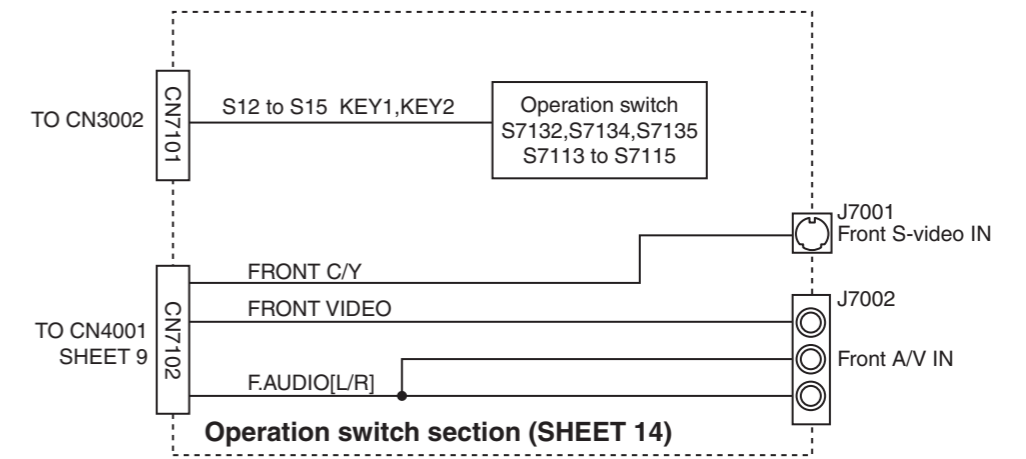




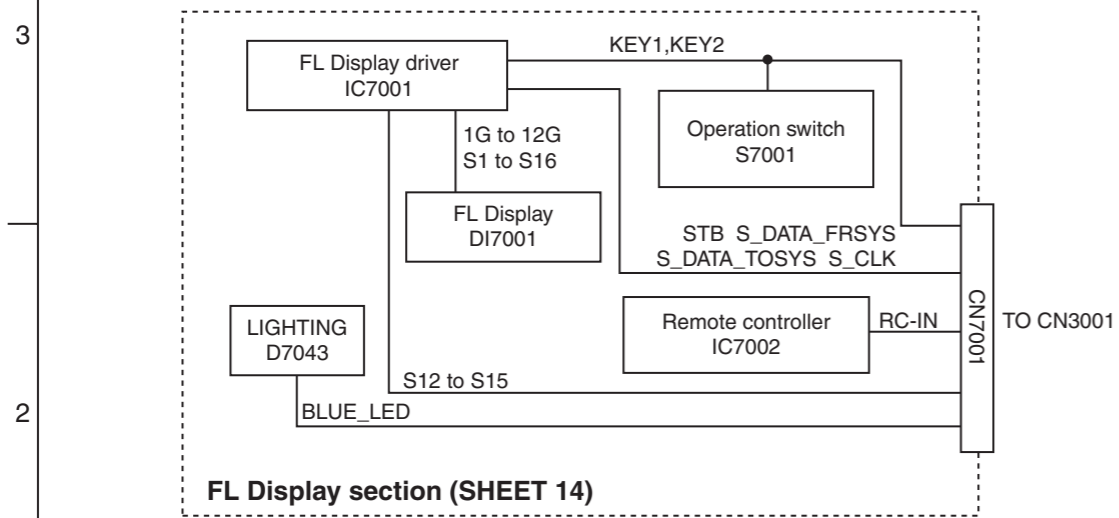
■ SW.REG 0 1



■ OPERATE 2 7



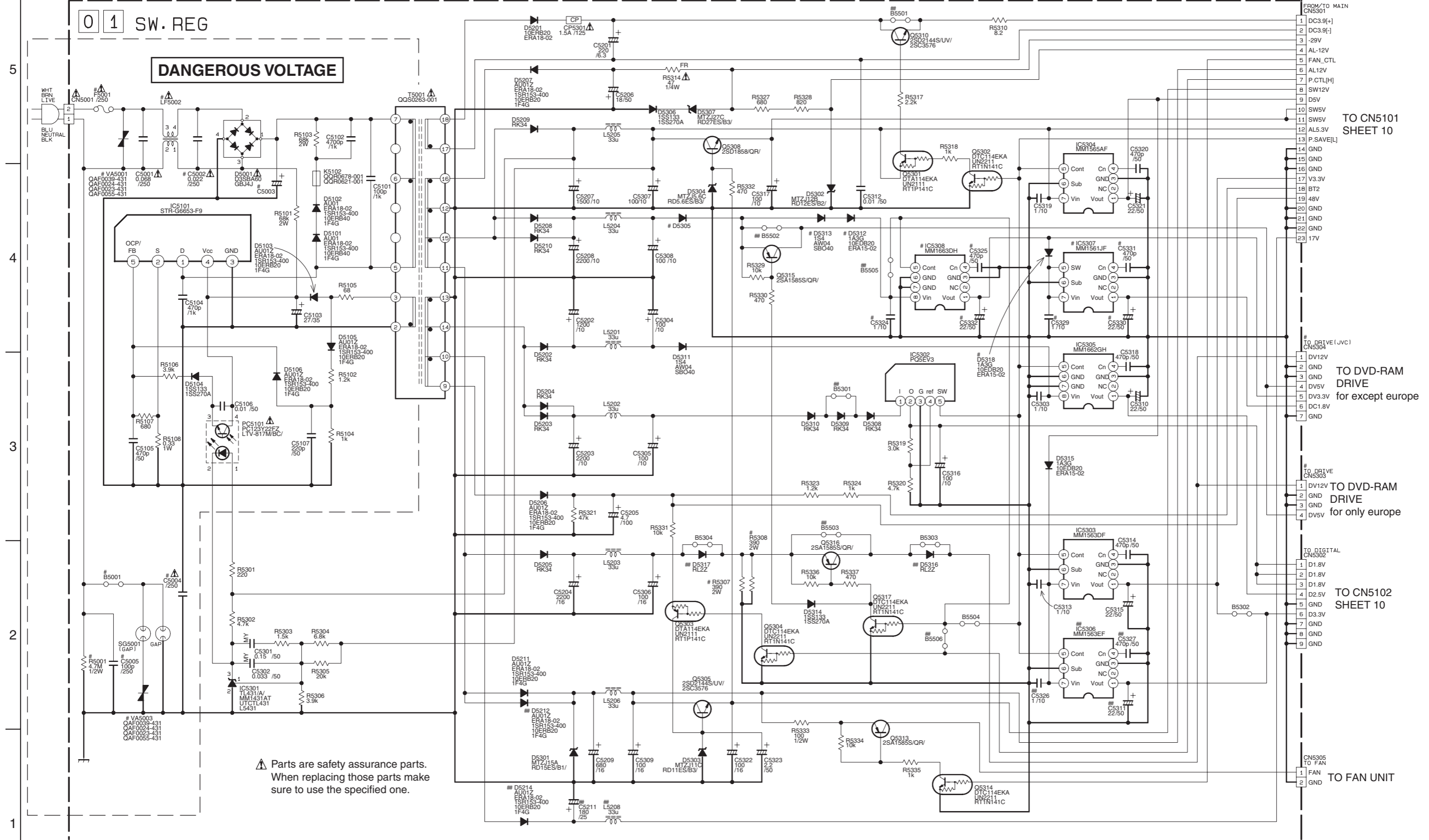
■ SW/DISPLAY 2 8



5  
4  
3  
2  
1

# Standard schematic diagrams

## Power supply section



▲ Parts are safety assurance parts.  
When replacing those parts make sure to use the specified one.

##MARK ELEMENTS ARE NOT MOUNTED.

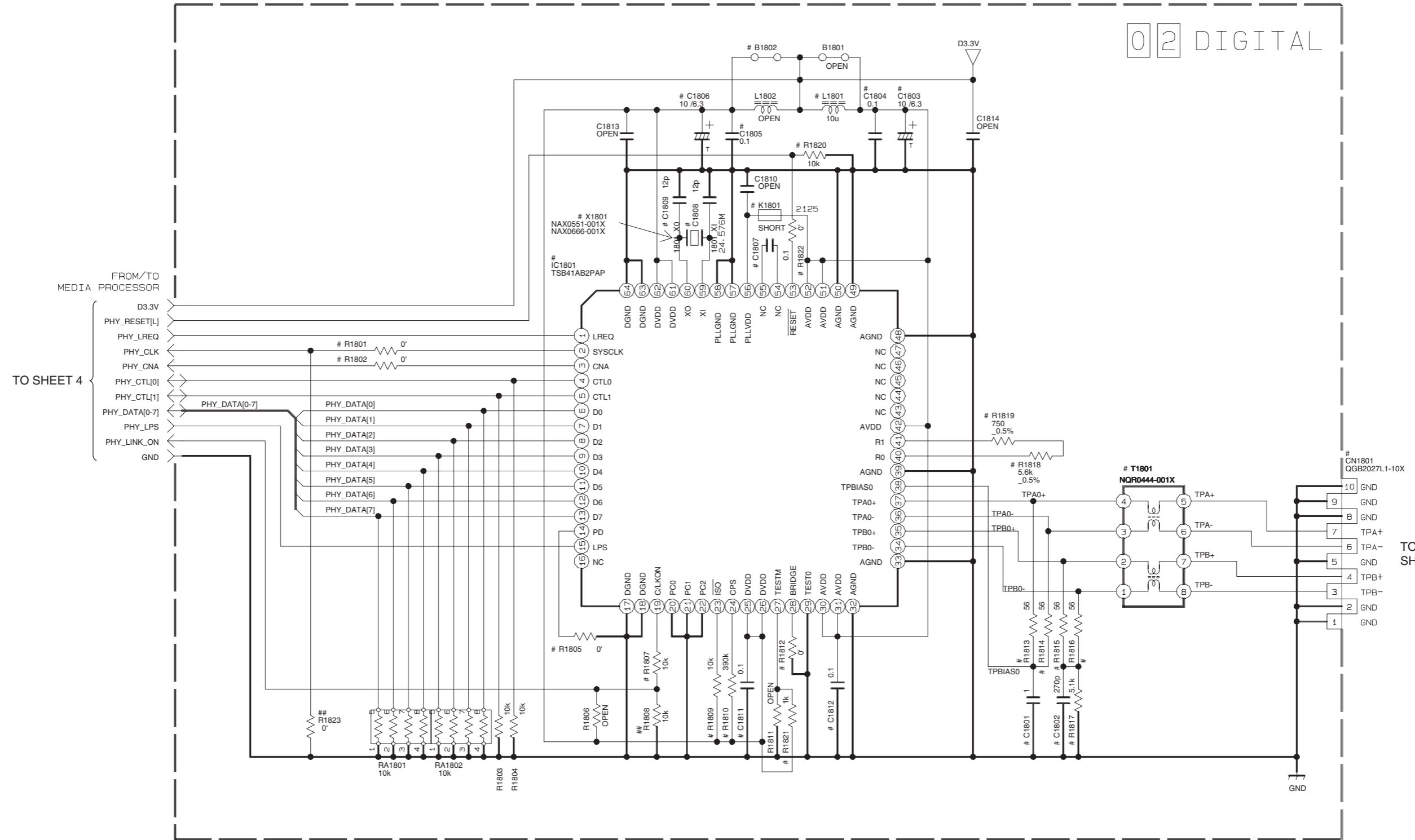
#DIFFERENCE TABLE

	B5001	C5002	C5003	C5004	C5005	F5001	LF5002	R5001	VA5001	VA5003	C5324	C5330	D5312	IC5308	R5308
US			330/200	4700p	YES	1.6A		NO	NO				YES		
JPN	YES	NO					GR0908-001 GR0984-001 GR1215-001	YES	YES						NO
EURO	NO	YES	82/400	2200p	NO	T1.6A	GR1031-001	NO	NO	NO			NO	YES	NO

NOTES: UNLESS OTHERWISE SPECIFIED.

ALL RESISTANCE VALUES ARE IN OHMS.  
ALL INDUCTANCE VALUES ARE IN H.  
ALL CAPACITANCE VALUES ARE IN μF.

⊖ ELECTROLYTIC ⊖ MYLER  
⊖ CERAMIC ⊖ NON POLAR



TO SHEET 4

TO CN4104 SHEET 10

NOTES: UNLESS OTHERWISE SPECIFIED.  
 ALL RESISTANCE VALUES ARE IN OHMS.  
 ALL INDUCTANCE VALUES ARE IN H.  
 ALL CAPACITANCE VALUES ARE IN  $\mu$ F.

- ELECTROLYTIC
- CERAMIC
- ORGANIC SEMICONDUCTOR
- TANTAL

DIFFERENCE TABLE

DV IN	# MARK	## MARK
○	○	×
×	×	○

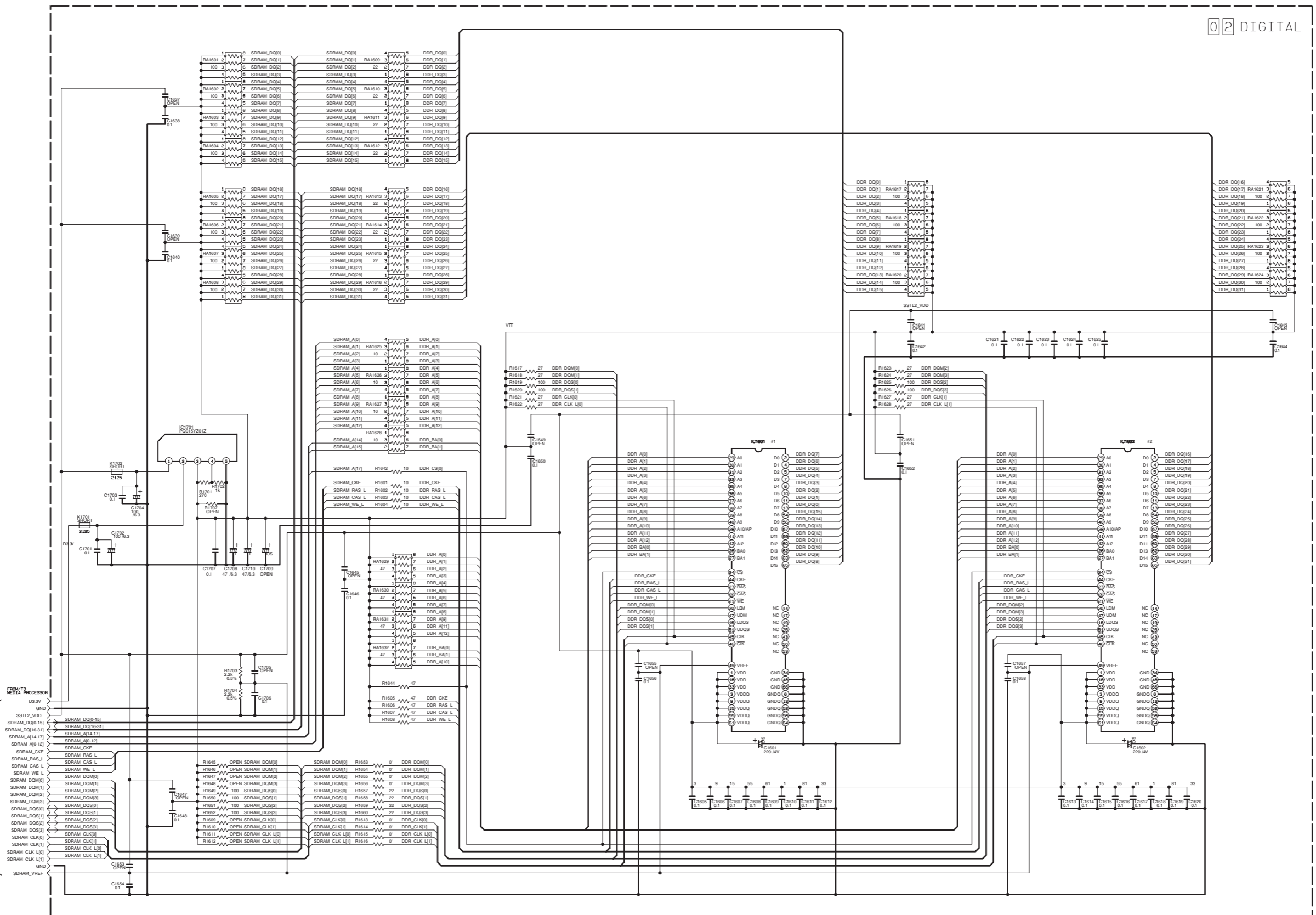
5  
4  
3  
2  
1

A B C D 2-13 E F G

DDR SDRAM section

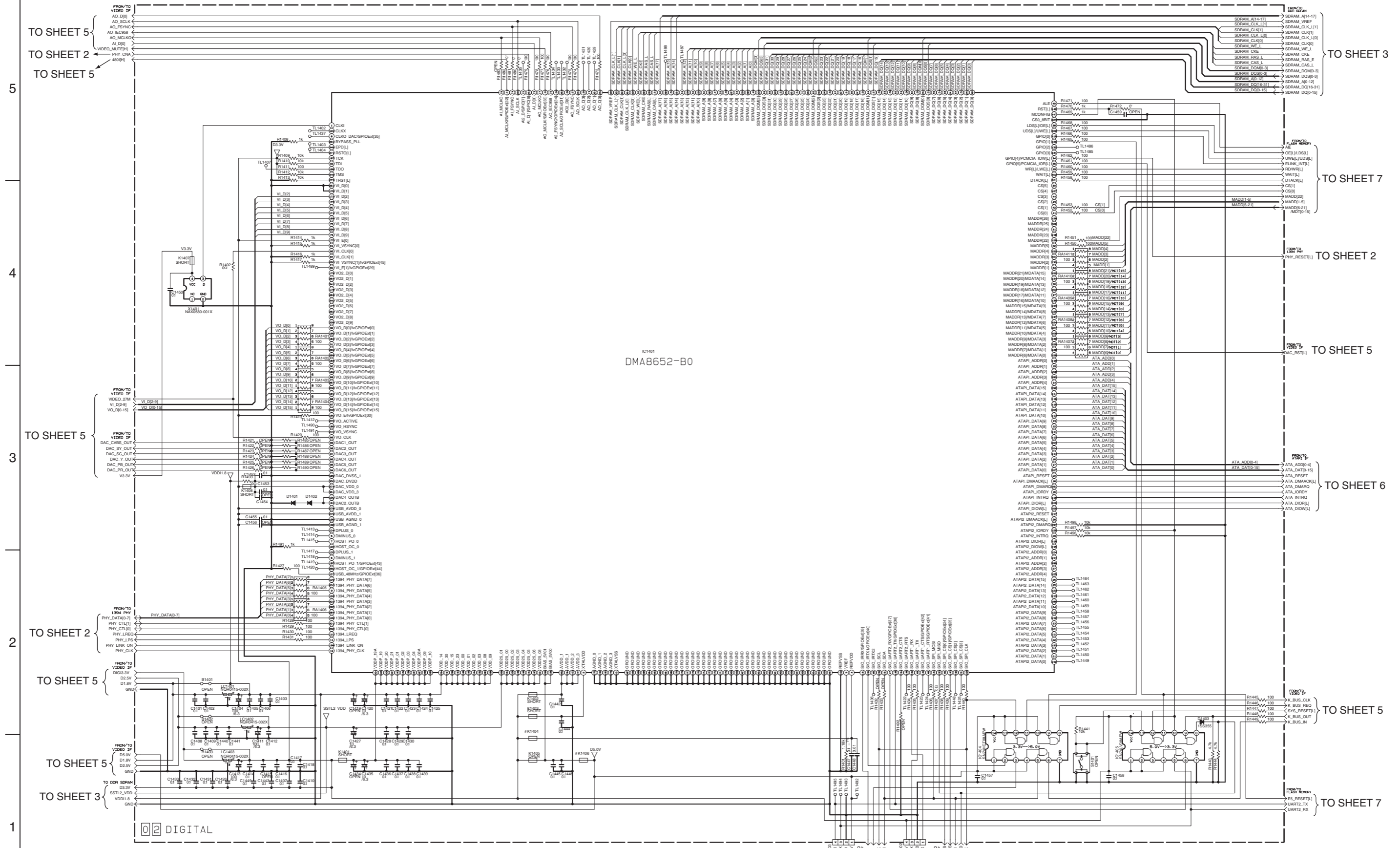
5  
4  
3  
2  
1

TO SHEET 4



NOTES: UNLESS OTHERWISE SPECIFIED.  
 ALL RESISTANCE VALUES ARE IN OHMS.  
 ALL INDUCTANCE VALUES ARE IN H.  
 ALL CAPACITANCE VALUES ARE IN µF.  
 [Symbol] ELECTROLYTIC  
 [Symbol] CERAMIC  
 [Symbol] ORGANIC SEMICONDUCTOR  
 [Symbol] TANTAL

# Media processor section



IC1401  
DMA8652-B0

DIGITAL

MARK	DESCRIPTION
K1404-K1406	RESISTOR
US	SHORT
SPN	SHORT
PAL	NGR0339-001X

NOTES: UNLESS OTHERWISE SPECIFIED,  
ALL RESISTANCE VALUES ARE IN OHMS.  
ALL INDUCTANCE VALUES ARE IN H.  
ALL CAPACITANCE VALUES ARE IN pF.  
ELECTROLYTIC  
CERAMIC  
ORGANIC SEMICONDUCTOR  
TANTALUM



■ ATAPI Interface section

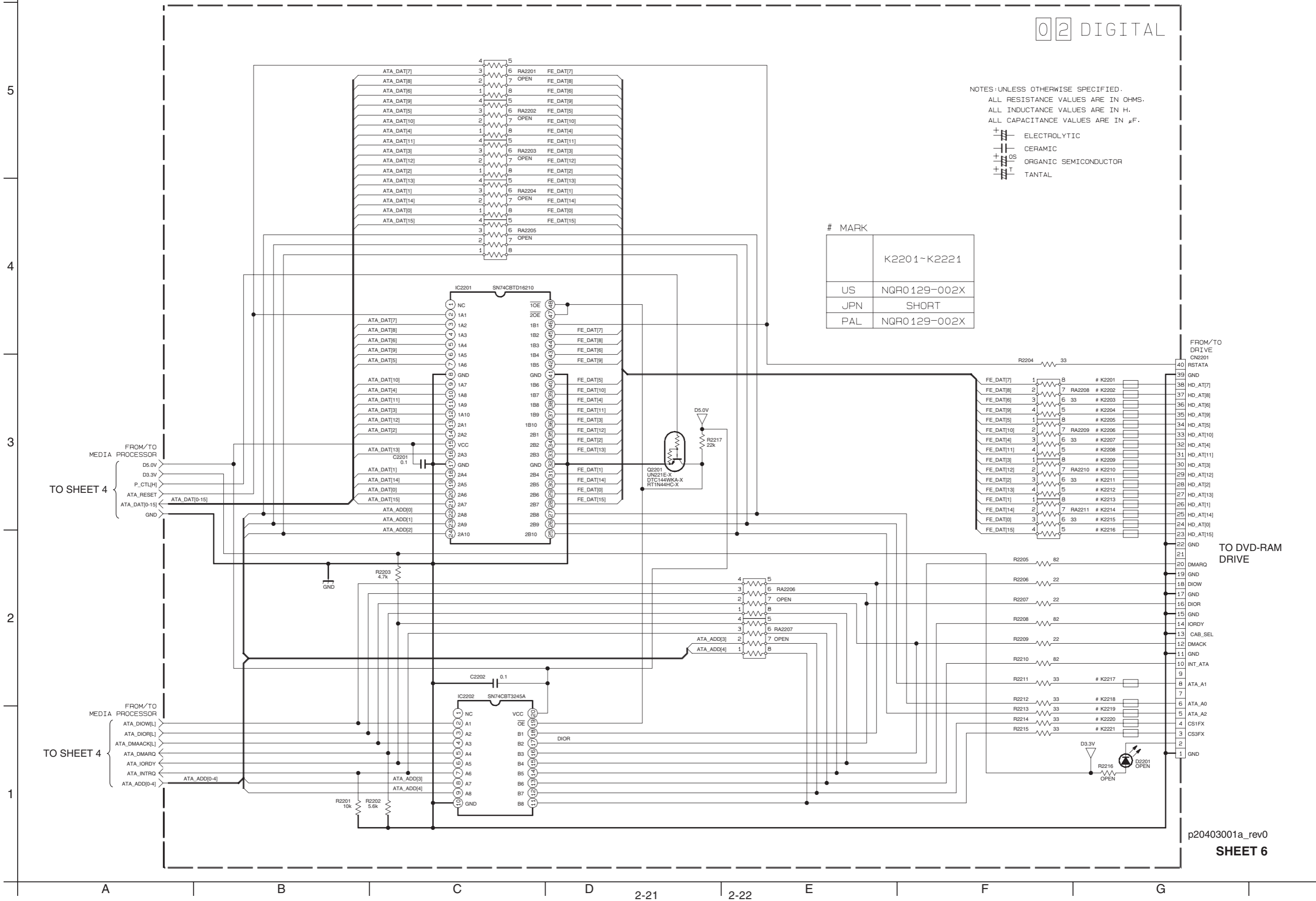
02 DIGITAL

NOTES: UNLESS OTHERWISE SPECIFIED.  
 ALL RESISTANCE VALUES ARE IN OHMS.  
 ALL INDUCTANCE VALUES ARE IN H.  
 ALL CAPACITANCE VALUES ARE IN μF.

- ELECTROLYTIC
- CERAMIC
- ORGANIC SEMICONDUCTOR
- TANTAL

# MARK

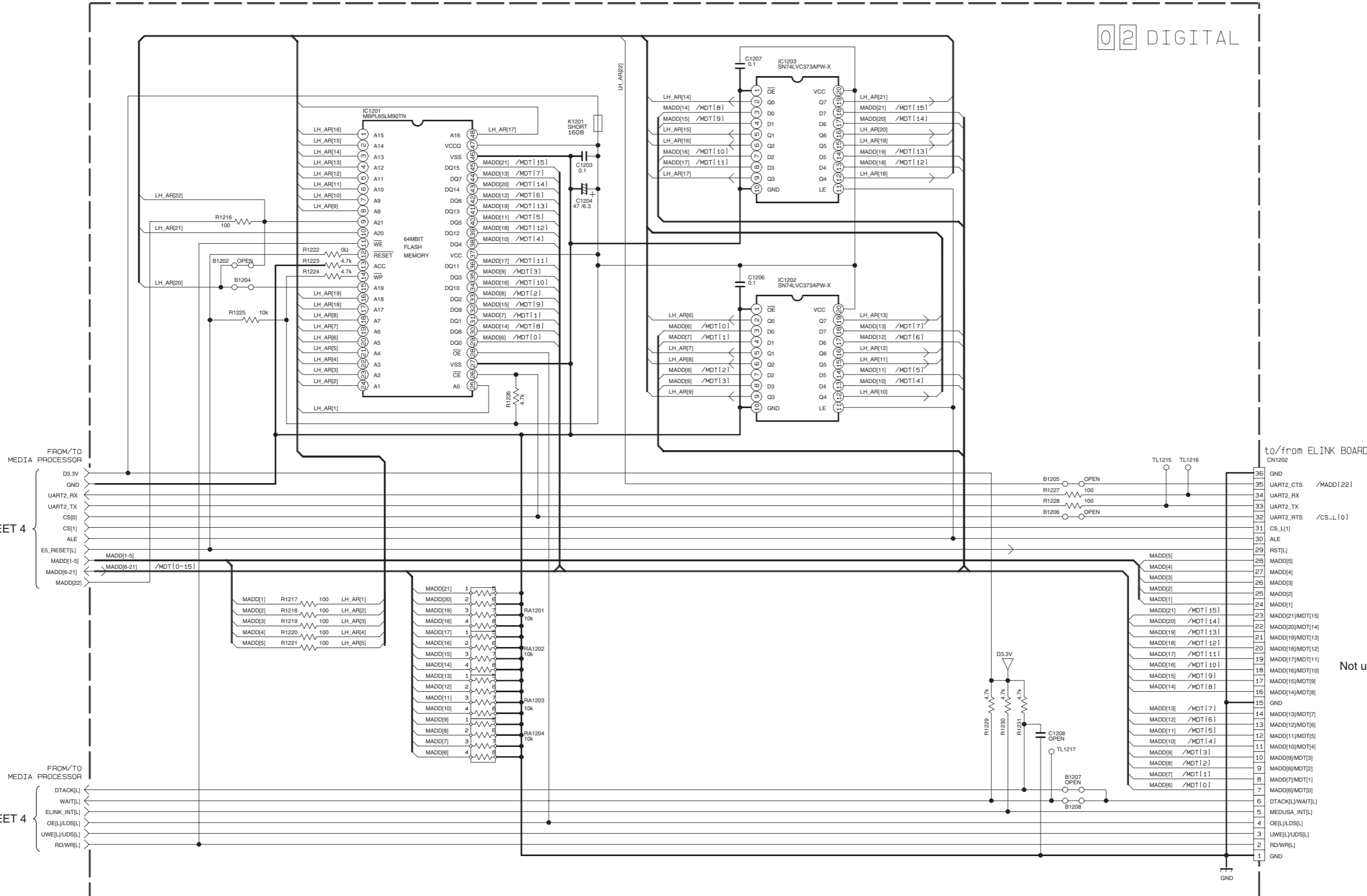
	K2201~K2221
US	NQR0129-002X
JPN	SHORT
PAL	NQR0129-002X



FLASH-ROM section

02 DIGITAL

5  
4  
3  
2  
1



TO SHEET 4

TO SHEET 4

Not use

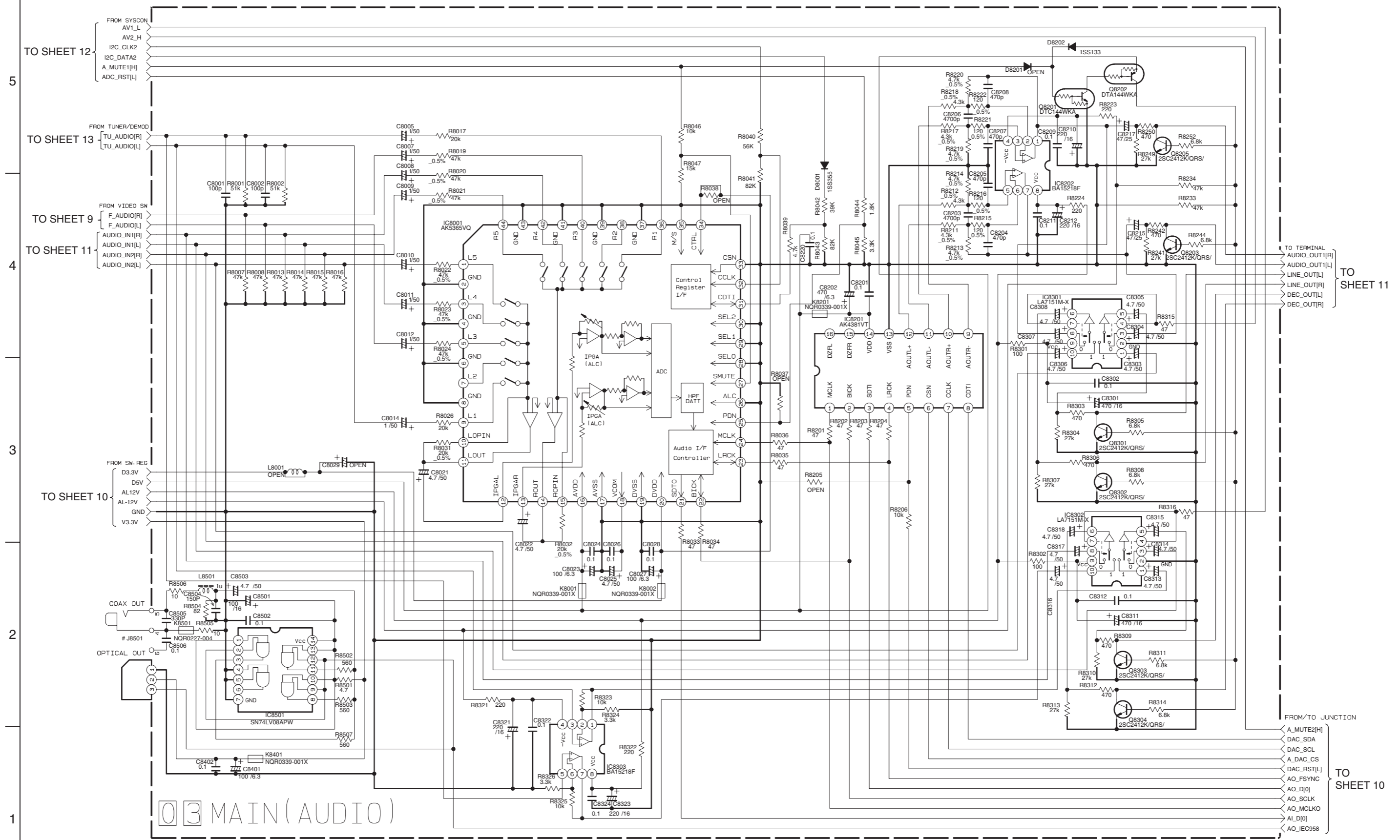
NOTES: UNLESS OTHERWISE SPECIFIED.  
 ALL RESISTANCE VALUES ARE IN OHMS.  
 ALL INDUCTANCE VALUES ARE IN H.  
 ALL CAPACITANCE VALUES ARE IN µF.

ELECTROLYTIC  
 CERAMIC  
 ORGANIC SEMICONDUCTOR  
 TANTAL

A B C D E F G

2-23 D 2-24

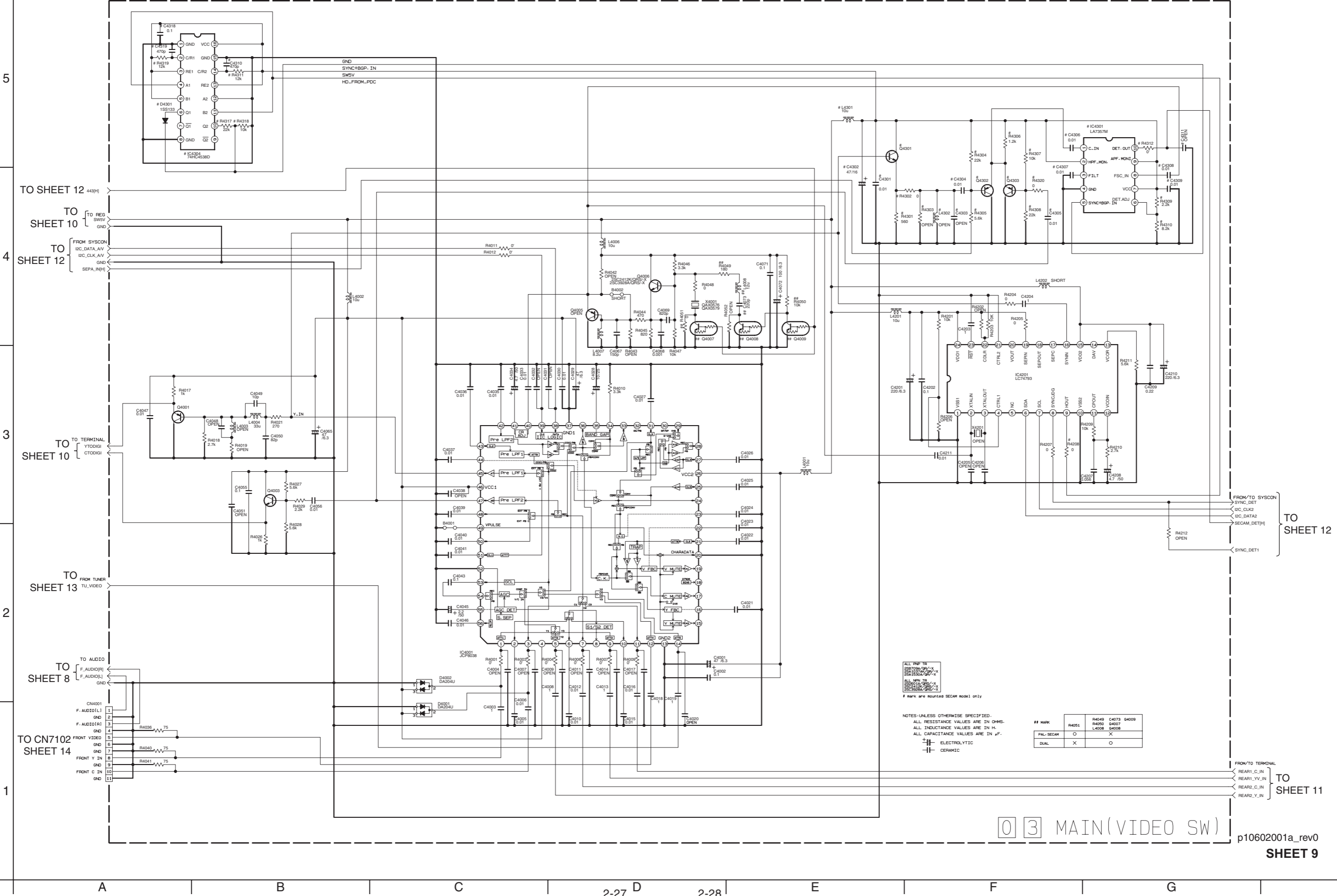
■ Audio signal control section



03 MAIN (AUDIO)

NOTES: UNLESS OTHERWISE SPECIFIED.  
 ALL RESISTANCE VALUES ARE IN OHMS.  
 ALL INDUCTANCE VALUES ARE IN H.  
 ALL CAPACITANCE VALUES ARE IN μF.  
 ——— ELECTROLYTIC ——— MY MYLER  
 ——— CERAMIC ——— NON POLAR

■ Audio/Video signal input control section



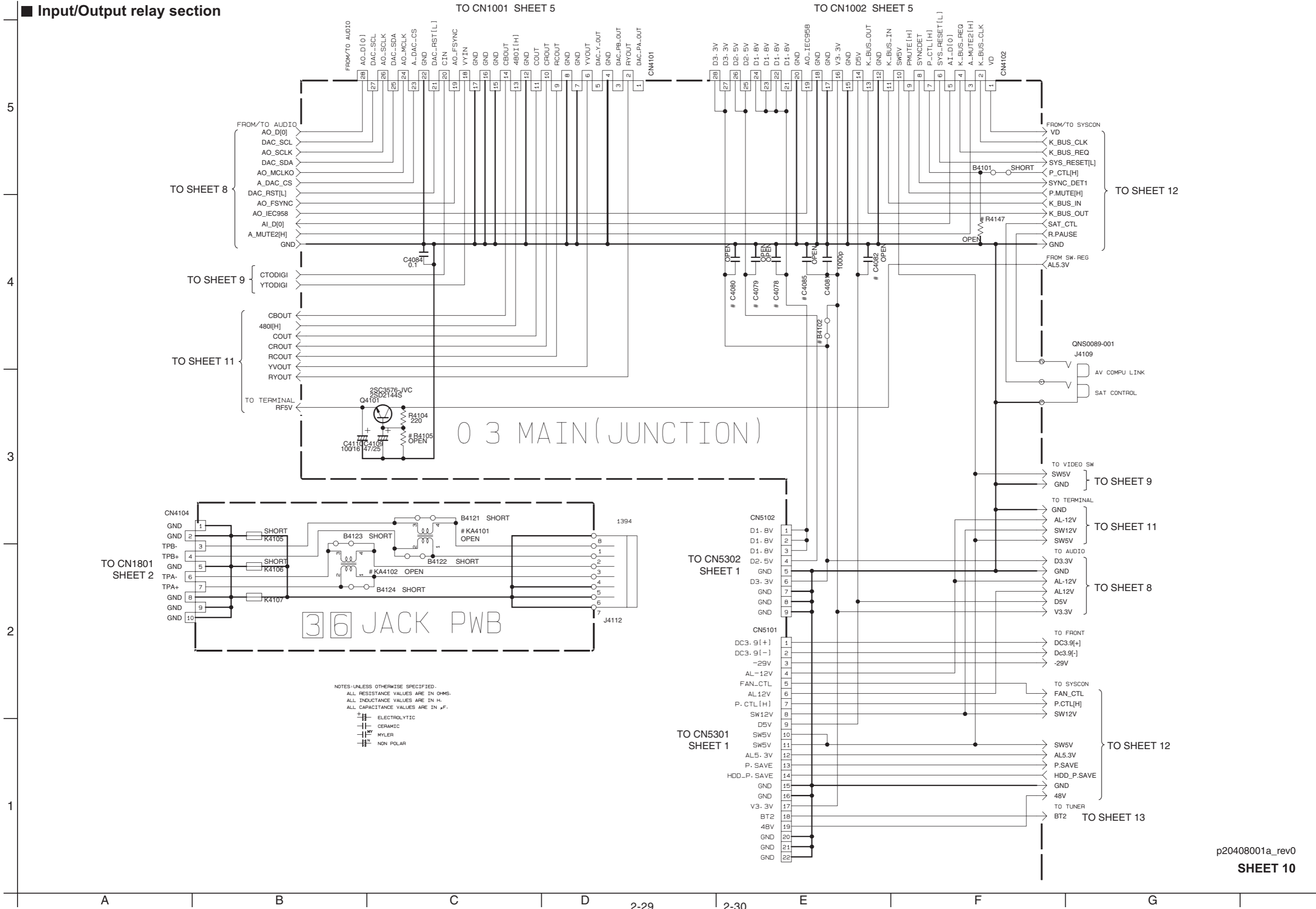
ALL PARTS LISTED IN THIS SCHEMATIC ARE IN STOCK AT THE TIME OF PRINTING. ALL NEW PARTS LISTED IN THIS SCHEMATIC ARE IN STOCK AT THE TIME OF PRINTING. \* mark are mounted SECAM model only

NOTES-UNLESS OTHERWISE SPECIFIED:  
 ALL RESISTANCE VALUES ARE IN OHMS.  
 ALL INDUCTANCE VALUES ARE IN H.  
 ALL CAPACITANCE VALUES ARE IN μF.

## MARK	R4051	R4049	C4073	Q4009
PAL-SECAM	○	○	○	○
DUAL	X	X	X	X

03 MAIN(VIDEO SW)

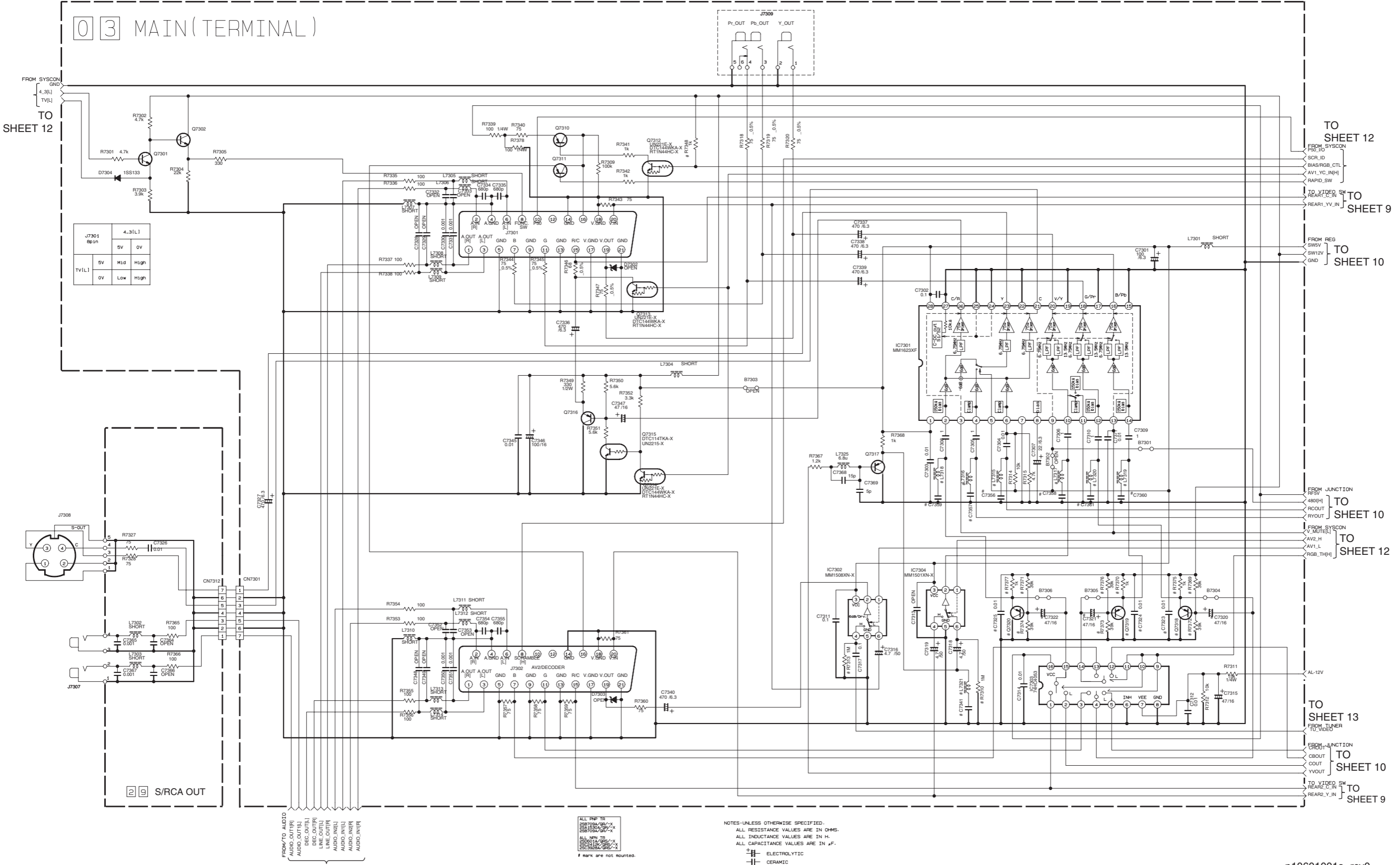
Input/Output relay section



Input/Output terminal section

5  
4  
3  
2  
1

0 3 MAIN (TERMINAL)



J7301	5p.u.	4.3(L)
	5V	Mid
	0V	Low
TV(L)		High

2 9 S/RCA OUT

TO SHEET 8

ALL PNP TR  
S811254/06-X  
S811254/06-X  
S811254/06-X  
ALL NPN TR  
S811254/06-X  
S811254/06-X  
\* mark are not mounted.

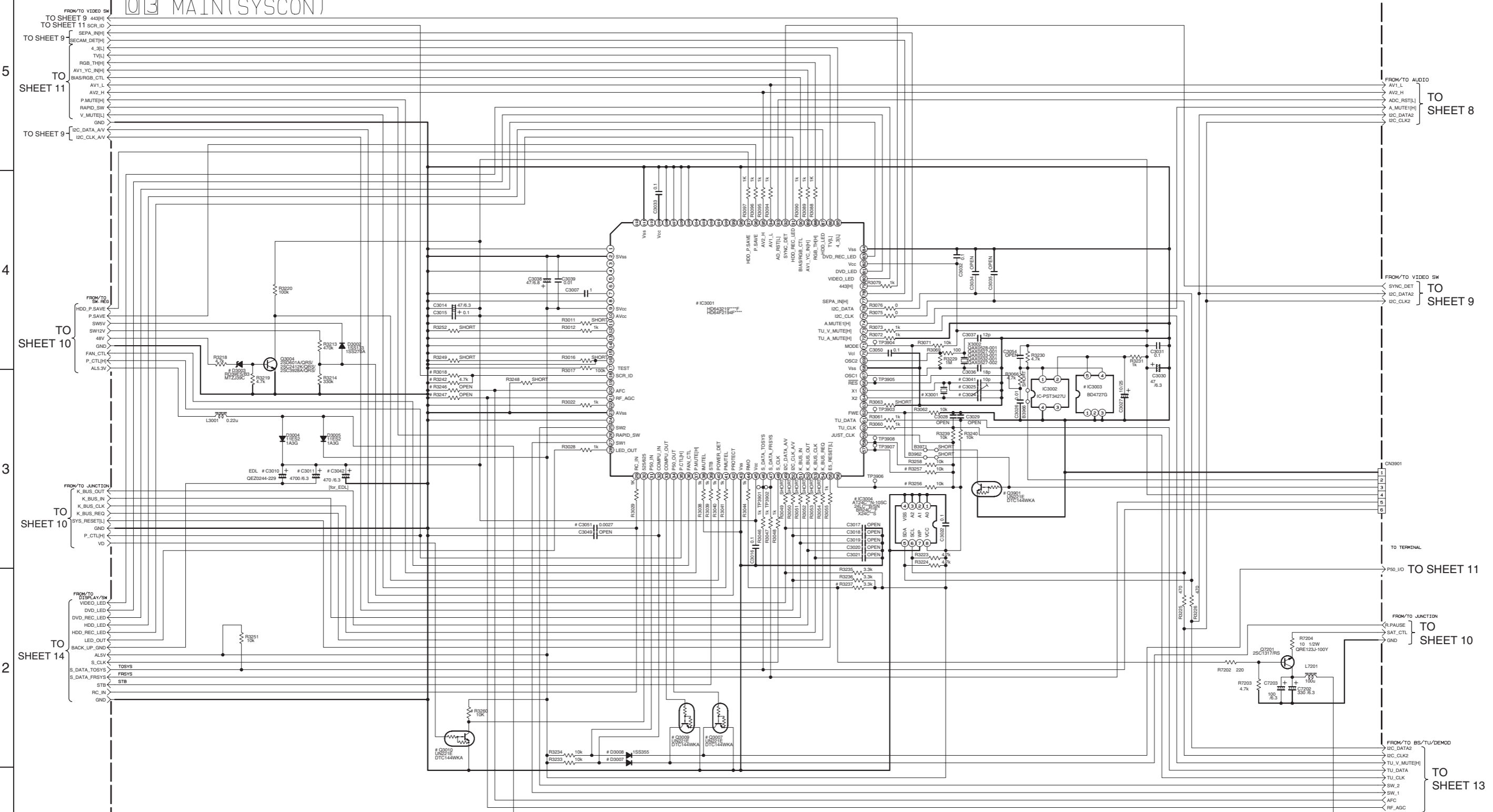
NOTES: UNLESS OTHERWISE SPECIFIED,  
ALL RESISTANCE VALUES ARE IN OHMS.  
ALL INDUCTANCE VALUES ARE IN H.  
ALL CAPACITANCE VALUES ARE IN μF.  
ELECTROLYTIC  
CERAMIC

TO SHEET 12  
FROM SYSCON  
Pb\_OUT  
Y\_OUT  
TO VIDEO SW  
REAR1\_YV\_IN  
TO SHEET 9  
FROM REG  
SW5V  
SW12V  
GND  
TO SHEET 10  
FROM JUNCTION  
R3V  
480(H)  
RCOUT  
RYOUT  
TO SHEET 10  
FROM SYSCON  
V.MUTEL  
AV2\_H  
AV1\_L  
RGB\_TH(H)  
TO SHEET 12  
AL-12V  
TO SHEET 13  
FROM TUNER  
TU\_VIDEO  
FROM JUNCTION  
CBOUT  
COUT  
YVOUT  
TO SHEET 10  
TO VIDEO SW  
REAR2\_YV\_IN  
TO SHEET 9

A B C D E F G

System controller section

03 MAIN(SYSCON)



NOTES: UNLESS OTHERWISE SPECIFIED:  
 ALL RESISTANCE VALUES ARE IN OHMS.  
 ALL INDUCTANCE VALUES ARE IN H.  
 ALL CAPACITANCE VALUES ARE IN μF.  
 — ELECTROLYTIC  
 — CERAMIC  
 — MYLER  
 — NON POLAR

5  
4  
3  
2  
1

A B C D E F G

■ Tuner section

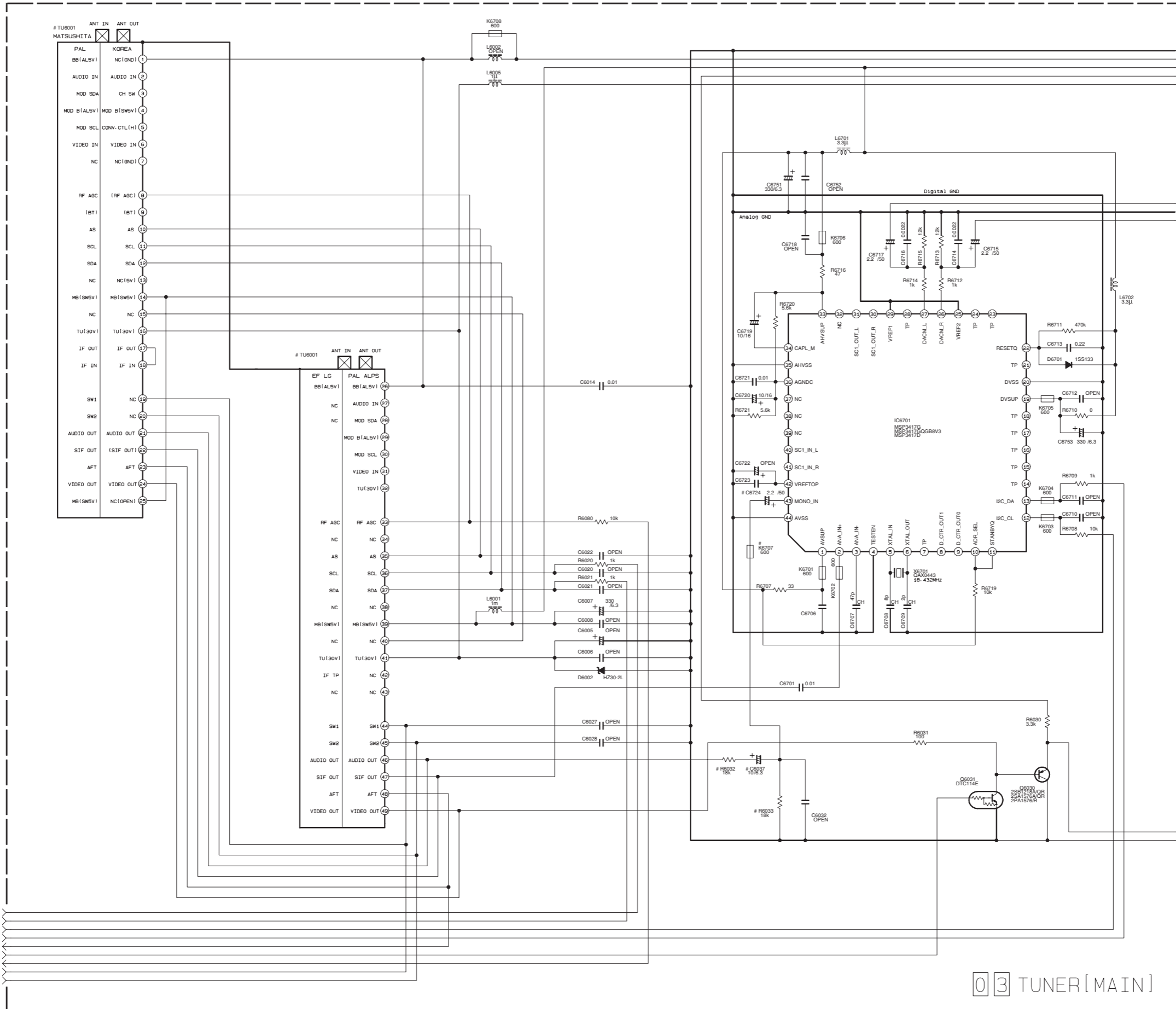
5

4

3

2

1



FROM TERMINAL  
GND  
RF5V  
SW5V  
SW12V  
BT2

TO SHEET 10

FROM/TO  
AUDIO  
TU\_AUDIO(L)  
GND  
TU\_AUDIO(R)

TO SHEET 8

# DIFFERENCE TABLE

	EU/EK		EF
	M10	M20/30	M10-M20/30
TU6001	PAL LG GAU0323	PAL ALPS GAU0261	EF LG GAU0299
R6032-R6033- C6037, C6724- K6707	X	X	○

\*Refer to the "EU/EK" in a table for DR-M10SAA, DR-M10SAG, DR-M10SAX

FROM/TO  
VIDEO  
TU\_VIDEO  
GND

TO SHEET 9

NOTES: UNLESS OTHERWISE SPECIFIED,  
ALL RESISTANCE VALUES ARE IN OHMS.  
ALL INDUCTANCE VALUES ARE IN H.  
ALL CAPACITANCE VALUES ARE IN μF.  
⊕ - ELECTROLYTIC  
- - CERAMIC  
- - MYLER  
- - NON POLAR

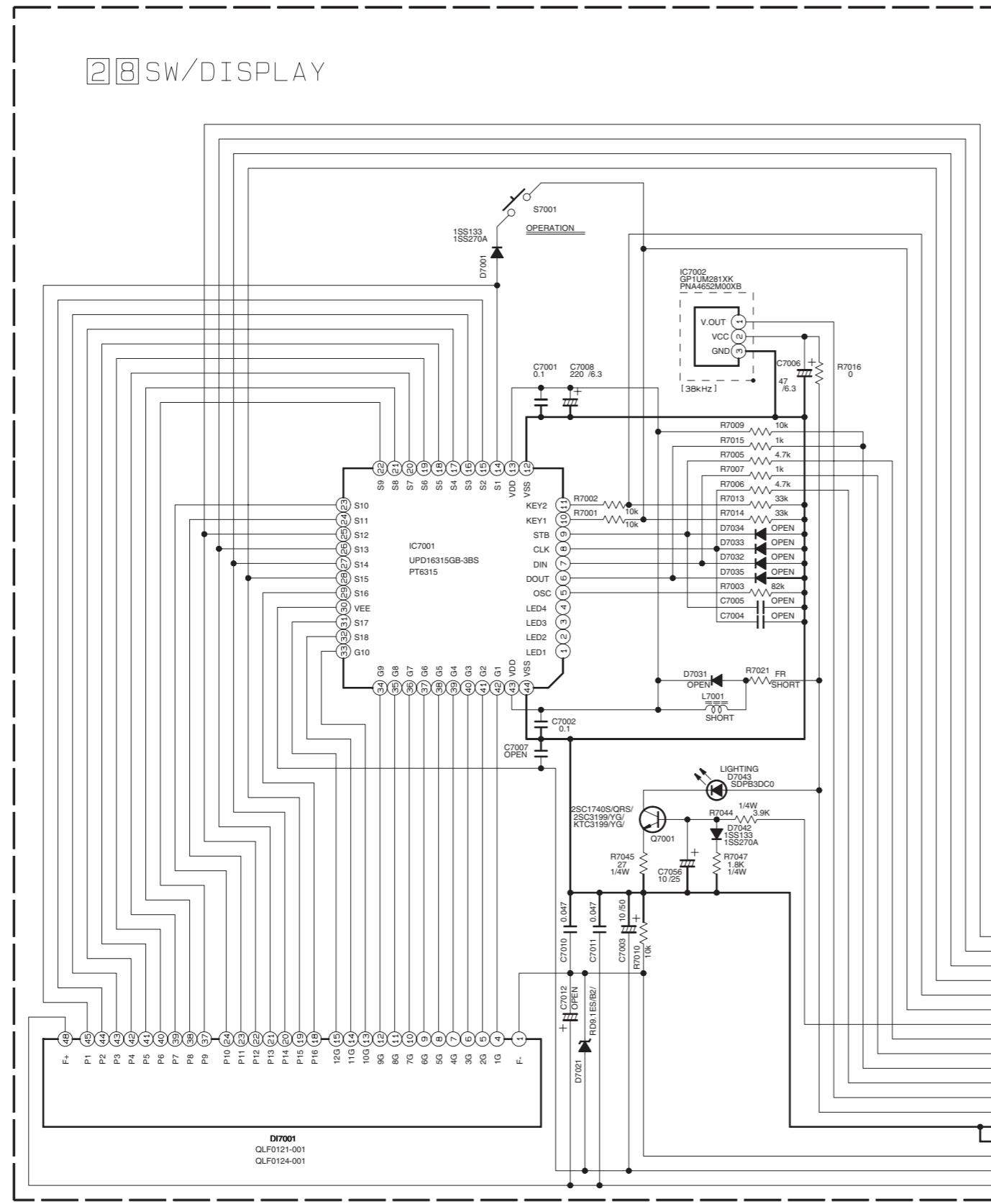
FROM/TO  
SYSCON  
TU\_CLK  
TU\_DATA  
I2C\_CLK2  
I2C\_DATA2  
AFC  
TU\_V\_MUTE[P]  
RF\_AGC  
SW\_1  
SW\_2

TO SHEET 12

03 TUNER [MAIN]

p10630001a\_rev0  
SHEET 13

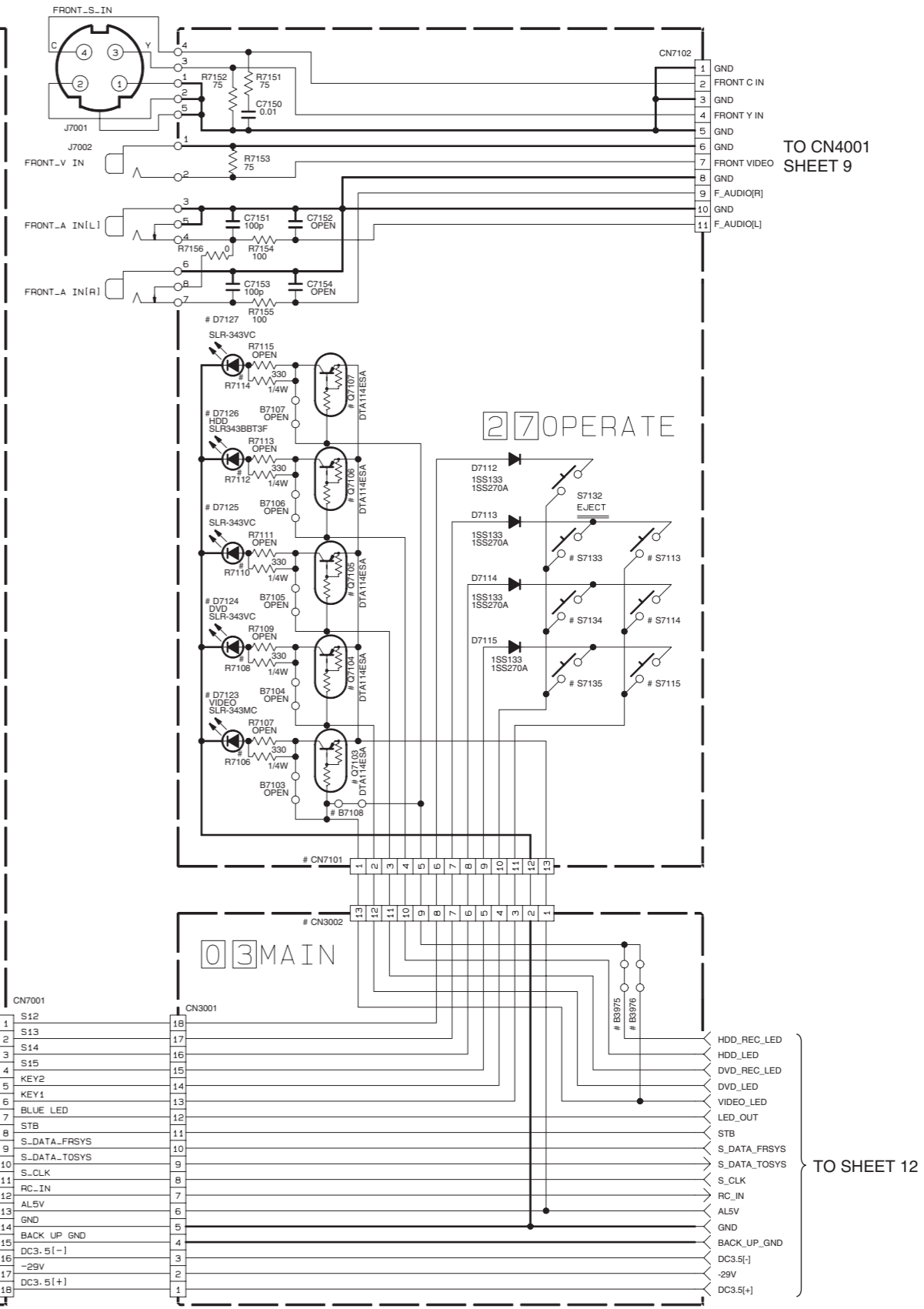
FL Display and operation switch section



DIFFERENCE TABLE

	S7113	S7114	S7115	S7133	S7134	S7135	D7123-R7106 D7103-B7108 B3976	D7124-D7127, R7108 R7110-R7112, R7114 D7104-D7107, B3975	CN701	CN3002
M10	REC	REC MODE	PAUSE	X	STOP	PLAY	X	X	9PIN(5-13)	9PIN(1-9)
M420/M430	DVD	HDD	REC	STOP	PLAY	PAUSE	X	O	13PIN	13PIN

NOTES: UNLESS OTHERWISE SPECIFIED,  
 ALL RESISTANCE VALUES ARE IN OHMS.  
 ALL INDUCTANCE VALUES ARE IN H.  
 ALL CAPACITANCE VALUES ARE IN µF.  
 + ELECTROLYTIC  
 - CERAMIC  
 - MYLAR  
 - NON POLAR



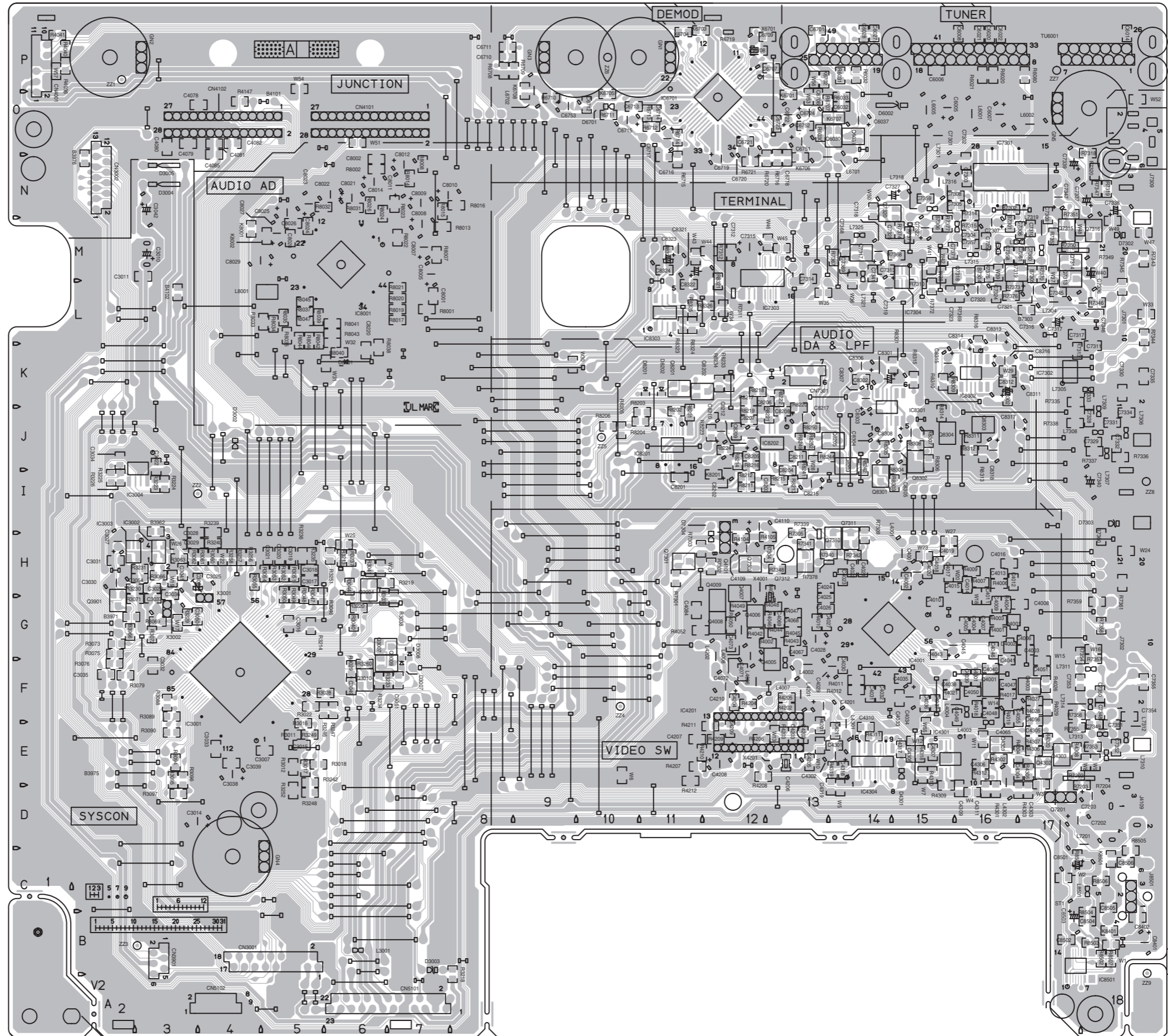
LAST No.	VACANT No.		
R 7047	7156	7004-7008, 7011-7012, 7017-7020, 7022-7043, 7046	7101-7105, 7116-7150
C 7056	7154	7009-7013-7055	7101-7149
D 7043	7127	7002-7020, 7022-7030, 7036-7041	7101-7111, 7116-7122
Q 7001	7107		7101-7102
L 7001			
IC 7002			
DI 7001			
S 7001	7136		7101-7112, 7116-7131
CN 7001	7102		

TO CN4001 SHEET 9

TO SHEET 12

# Printed circuit boards

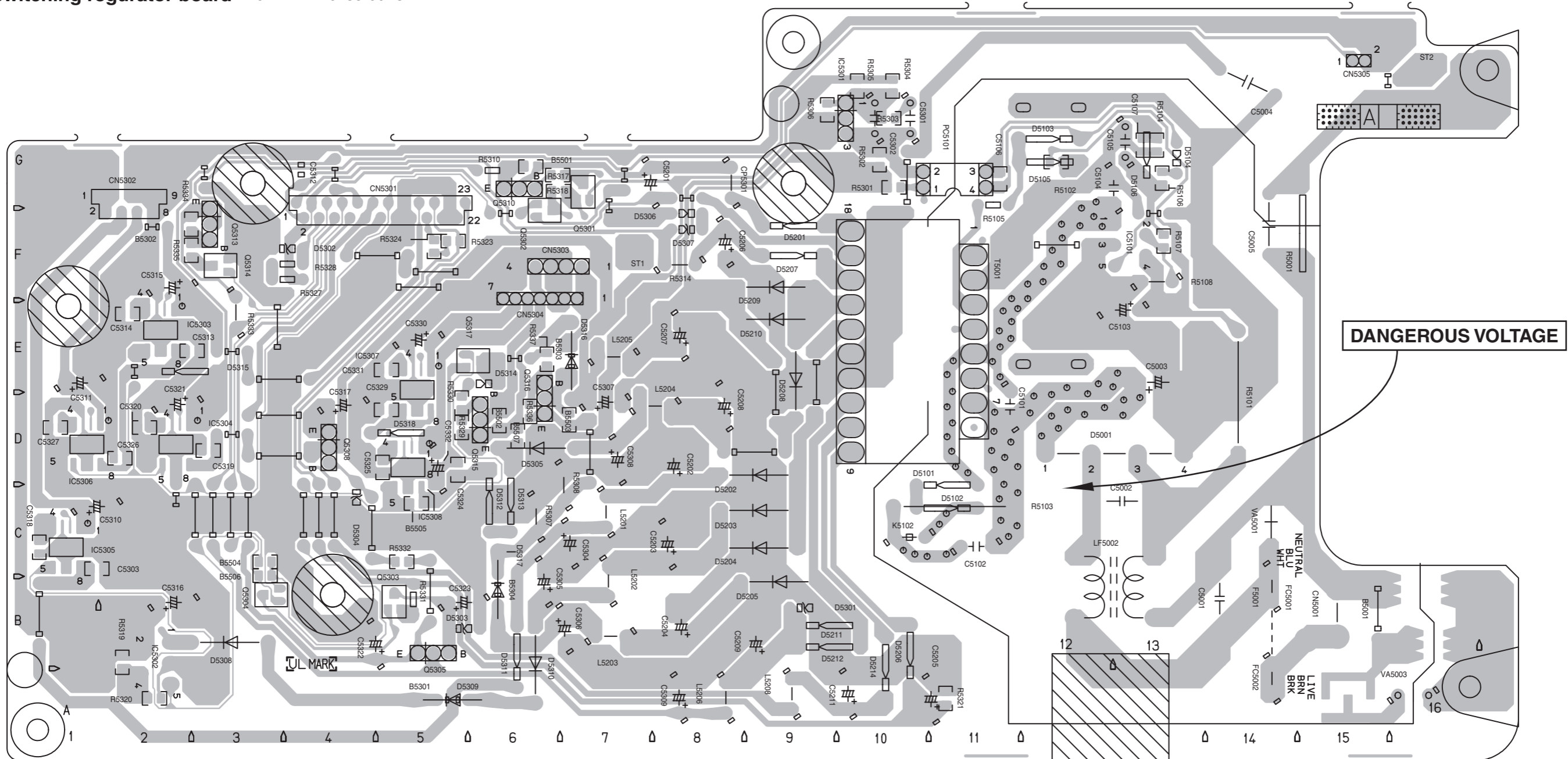
■ Main board <03> LPB10239-001C



COMPONENT PARTS LOCATION GUIDE <MAIN> LPB10239-001C

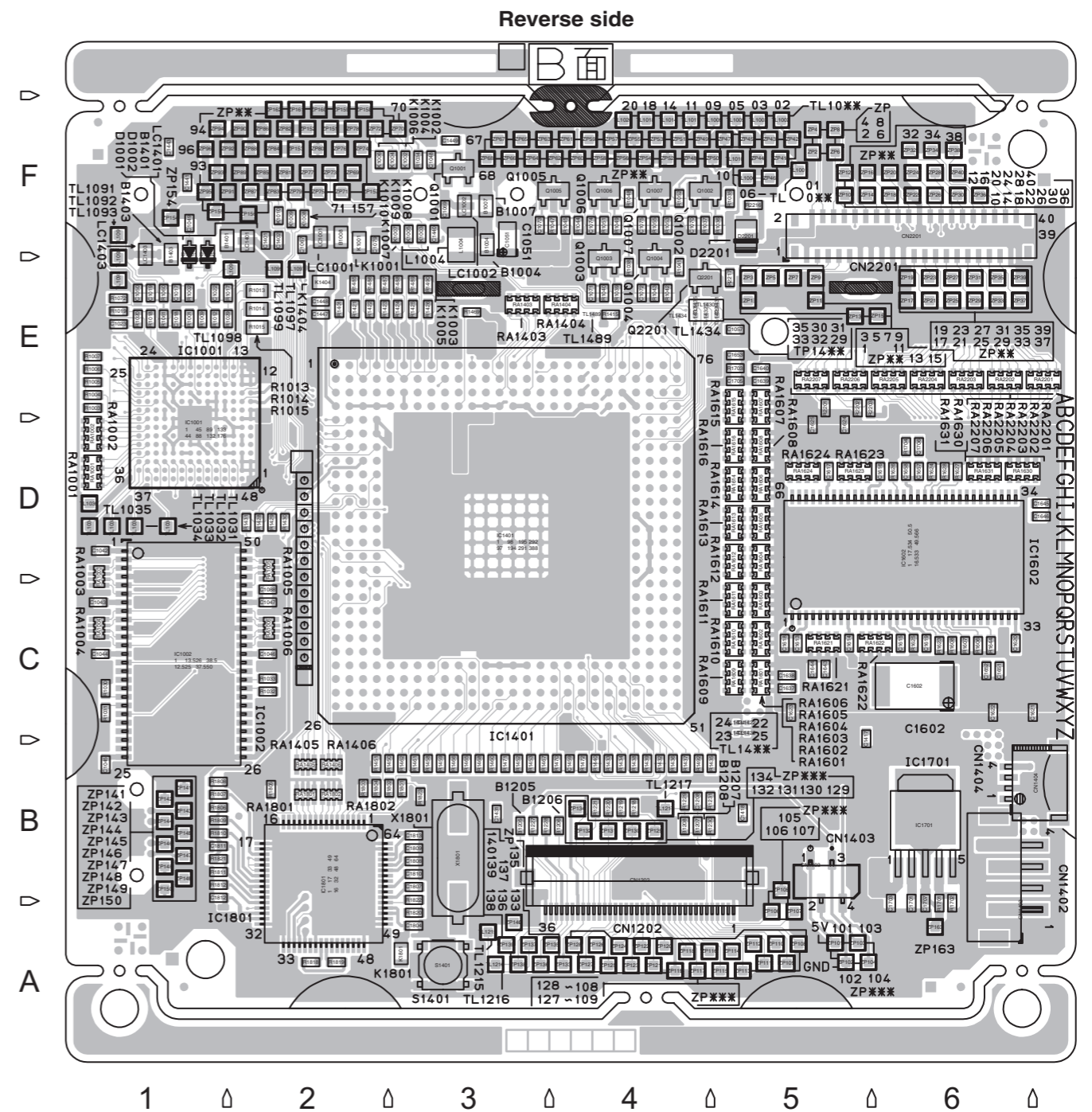
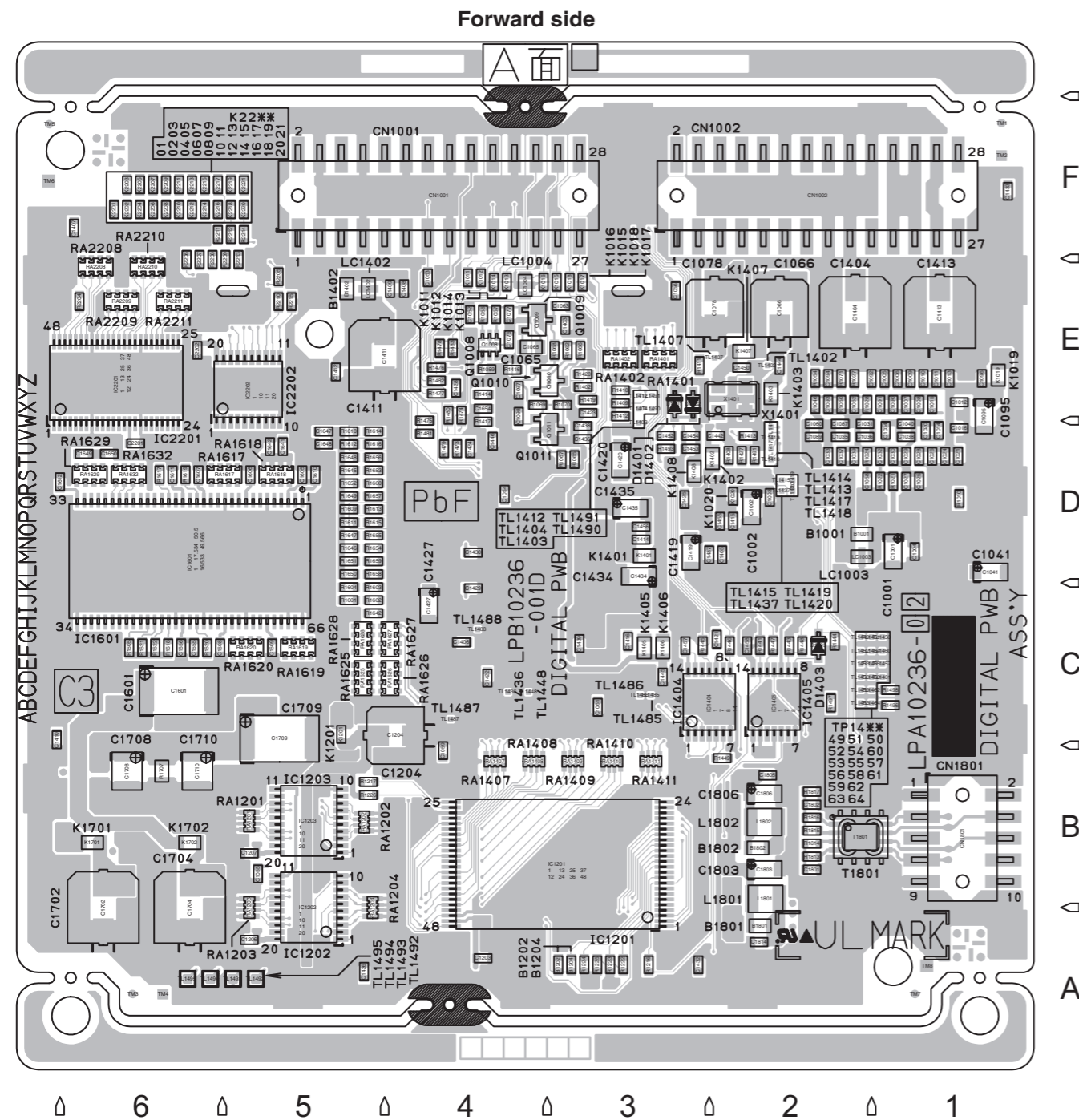
REF.NO.	LOCATION	REF.NO.	LOCATION	REF.NO.	LOCATION	REF.NO.	LOCATION	REF.NO.	LOCATION	REF.NO.	LOCATION	REF.NO.	LOCATION	REF.NO.	LOCATION
<b>CAPACITOR</b>															
C3007	B C 5E	C4305	B C 17E	C8014	A D 6N	L4201	A D 13F	R3094	B C 3E	R7007	B C 10C	R8242	B C 14J		
C3010	A D 3M	C4306	B C 16E	C8022	A D 6N	L4301	A D 14F	R3096	B C 3E	R7015	B C 10C	R8249	B C 13J		
C3011	B C 3M	C4307	B C 15E	C8023	A D 5N	L4302	A D 16D	R3097	B C 3D	R7202	B C 17E	R8250	B C 13J		
C3014	A D 4D	C4308	B C 15E	C8024	B C 5M	L6001	A D 16C	R3213	B C 6H	R7203	B C 18E	R8252	B C 13J		
C3015	B C 5E	C4309	B C 16D	C8025	A D 5N	L6002	A D 17D	R3214	B C 5G	R7204	A D 18E	R8301	B C 15K		
C3016	B C 5G	C4310	B C 14E	C8026	B C 5M	L6005	A D 15C	R3218	B C 8B	R7301	B C 11H	R8302	B C 16K		
C3017	B C 5H	C4311	B C 16D	C8027	A D 5M	L6701	A D 13N	R3219	B C 6H	R7302	B C 12H	R8303	B C 15I		
C3018	B C 5H	C4318	B C 14E	C8028	B C 5M	L6702	A D 9P	R3220	B C 6G	R7303	B C 11H	R8304	B C 15J		
C3019	B C 5H	C4319	B C 14D	C8029	A D 5M	L7201	A D 18D	R3223	B C 3I	R7304	B C 13H	R8305	B C 14J		
C3020	B C 5H	C6005	A D 15D	C8201	B C 11I	L7301	A D 15N	R3224	B C 3I	R7305	B C 13I	R8306	B C 15J		
C3021	B C 5H	C6006	A D 15D	C8202	A D 12I	L7302	A D 19C	R3225	B C 2I	R7309	B C 14H	R8307	B C 15J		
C3022	B C 3J	C6007	A D 16D	C8203	B C 13I	L7304	A D 17L	R3226	B C 2I	R7310	B C 15L	R8308	B C 15J		
C3024	B C 4H	C6008	A D 16D	C8204	B C 13I	L7305	A D 17K	R3229	B C 3G	R7311	A D 12L	R8309	B C 15K		
C3025	A D 4H	C6014	B C 18P	C8205	B C 12J	L7306	A D 18J	R3230	B C 3H	R7312	B C 12M	R8310	B C 15K		
C3026	B C 3H	C6020	B C 16P	C8206	B C 13K	L7307	A D 18J	R3231	B C 3H	R7313	B C 17K	R8311	B C 16J		
C3027	A D 2H	C6021	B C 16P	C8207	B C 12J	L7308	A D 18J	R3233	B C 7F	R7314	B C 16N	R8312	B C 16J		
C3028	B C 2H	C6022	B C 16P	C8208	B C 13J	L7309	A D 18J	R3234	B C 6F	R7315	B C 16M	R8313	B C 16J		
C3029	B C 3H	C6027	B C 14P	C8209	B C 12J	L7310	A D 18E	R3235	B C 5H	R7318	B C 18O	R8314	B C 15J		
C3030	A D 2H	C6028	B C 14P	C8210	A D 12J	L7311	A D 17F	R3236	B C 5H	R7319	B C 18N	R8315	B C 15K		
C3031	B C 2H	C6032	B C 14D	C8211	B C 13J	L7312	A D 18E	R3237	B C 6H	R7320	B C 18N	R8316	B C 16K		
C3032	B C 3F	C6037	A D 14D	C8212	A D 12J	L7313	A D 18E	R3239	B C 4I	R7335	B C 17K	R8321	B C 12L		
C3033	B C 4E	C6701	B C 13P	C8215	A D 13I	L7314	A D 18F	R3240	B C 4H	R7336	B C 18J	R8322	B C 11M		
C3034	B C 2J	C6706	B C 13D	C8217	A D 13J	L7315	A D 16M	R3242	B C 5E	R7337	B C 18J	R8323	B C 11L		
C3035	B C 2F	C6707	B C 13P	C8220	B C 6K	L7316	A D 16M	R3246	B C 6F	R7338	B C 17J	R8324	B C 11L		
C3036	B C 3H	C6708	B C 12P	C8301	A D 15K	L7317	A D 16M	R3247	B C 6F	R7339	A D 13I	R8325	B C 11L		
C3037	B C 3G	C6709	B C 13P	C8302	B C 14K	L7318	A D 15N	R3248	B C 5D	R7340	B C 14H	R8326	B C 12L		
C3038	A D 4E	C6710	B C 8P	C8303	A D 14J	L7319	A D 17M	R3249	B C 5E	R7341	B C 13H	R8501	B C 17C		
C3039	B C 4E	C6711	B C 8P	C8304	A D 14J	L7320	A D 16M	R3251	B C 6H	R7342	B C 14H	R8502	B C 18B		
C3041	B C 3H	C6712	B C 10D	C8305	A D 15J	L7321	A D 14L	R3252	B C 5D	R7343	B C 19M	R8503	B C 18B		
C3042	A D 3N	C6713	B C 10D	C8306	A D 14K	L7325	A D 14M	R3256	B C 4H	R7344	B C 19L	R8504	B C 18B		
C3049	B C 6F	C6714	B C 11D	C8307	A D 14K	L8001	B C 5L	R3257	B C 4H	R7345	B C 18L	R8505	B C 18C		
C3050	B C 3G	C6715	A D 10D	C8308	A D 15J	L8501	A D 18C	R3258	B C 4H	R7346	B C 18L	R8506	B C 18C		
C3051	B C 7F	C6716	B C 11N	C8311	A D 16K			R3260	B C 6F	R7347	B C 18N	R8507	B C 18C		
C3054	B C 3H	C6717	A D 11D	C8312	B C 16K			R4001	B C 16G	R7348	B C 13H				
C4001	A D 15H	C6718	B C 13N	C8313	A D 16L	Q3004	B C 6H	R4003	B C 16G	R7349	A D 17M				
C4002	B C 15H	C6719	A D 12N	C8314	A D 16K	Q3007	B C 6G	R4004	B C 16G	R7350	B C 17M	GN1	A D 10P		
C4003	B C 17G	C6720	A D 12D	C8315	A D 15K	Q3009	B C 6F	R4006	B C 16H	R7351	B C 17N	GN2	A D 2P		
C4004	B C 16G	C6721	B C 12D	C8316	A D 16K	Q3010	B C 6F	R4007	B C 16H	R7352	B C 17M	GN3	A D 9P		
C4005	B C 16G	C6722	A D 13D	C8317	A D 17J	Q3901	B C 2G	R4009	B C 16H	R7353	B C 18E	GN4	A D 4C		
C4006	B C 17G	C6723	A D 13D	C8318	A D 16J	Q4001	B C 19F	R4010	B C 13G	R7354	B C 17E	GN5	A D 18D		
C4007	B C 16G	C6724	A D 13D	C8319	A D 11M	Q4003	B C 17F	R4011	B C 14F	R7355	B C 17E	J4109	A D 18L		
C4008	B C 17G	C6751	A D 13D	C8322	B C 11L	Q4005	B C 13F	R4012	B C 14F	R7356	B C 17F	J7301	A D 18L		
C4009	B C 16G	C6752	B C 13D	C8323	A D 11M	Q4006	B C 12G	R4017	B C 16F	R7357	B C 18G	J7309	A D 19D		
C4010	B C 15G	C6753	A D 9D	C8324	B C 11M	Q4007	B C 12H	R4018	B C 16F	R7358	B C 18G	J8501	A D 19C		
C4011	B C 16G	C7202	A D 17D	C8401	A D 18B	Q4008	B C 12G	R4019	B C 16F	R7359	B C 18G	K6701	B C 13D		
C4012	B C 16H	C7203	A D 18D	C8402	B C 18B	Q4009	B C 12G	R4021	B C 15F	R7360	B C 18H	K6702	B C 13P		
C4013	B C 16H	C7301	A D 15N	C8501	A D 18C	Q4101	A D 12I	R4026	B C 17F	R7361	B C 18H	K6703	B C 11P		
C4014	B C 16H	C7302	B C 16N	C8502	B C 17B	Q4301	B C 16E	R4027	B C 17F	R7367	B C 14M	K6704	B C 11P		
C4015	B C 15H	C7303	B C 16N	C8503	A D 17C	Q4302	B C 17E	R4028	B C 17F	R7368	B C 15M	K6705	B C 10D		
C4016	B C 16H	C7304	B C 16M	C8504	B C 18B	Q4303	B C 17E	R4029	B C 17F	R7369	B C 16L	K6706	B C 13N		
C4017	B C 15H	C7305	B C 16M	C8505	B C 18C	Q6030	B C 14C	R4036	B C 1P	R7370	B C 17M	K6707	B C 14D		
C4018	B C 15H	C7306	B C 17M	C8506	B C 18C	Q6031	B C 14C	R4040	B C 1P	R7371	B C 15M	K6708	B C 9P		
C4019	B C 15H	C7307	A D 16M			Q7001	A D 14C	R4041	B C 1P	R7372	B C 15L	K8001	B C 4M		
C4020	B C 15H	C7308	B C 16N	<b>CONNECTOR</b>		Q7201	A D 17D	R4042	B C 12G	R7373	B C 16L	K8002	B C 5M		
C4021	B C 14H	C7309	B C 17N	CN3001	A D 5B	Q7301	B C 11H	R4043	B C 13G	R7374	B C 15M	K8201	B C 12I		
C4022	B C 14H	C7310	B C 17M	CN3002	A D 2N	Q7302	B C 12H	R4044	B C 13G	R7375	B C 16M	K8401	B C 18B		
C4023	B C 14H	C7311	B C 18K	CN3001	A D 3B	Q7310	B C 14H	R4045	B C 13G	R7376	B C 16L	K8501	B C 18C		
C4024	B C 13H	C7312	B C 12M	CN4001	A D 1D	Q7311	B C 14H	R4046	B C 13G	R7377	B C 15M	PC0954	B C 22Q		
C4025	B C 13G	C7313	B C 14M	CN4101	A D 7D	Q7312	B C 13H	R4047	B C 13G	R7378	A D 14H	PC0958	B C 1A		
C4026	B C 13G	C7314	B C 13M	CN4102	A D 5D	Q7313	B C 17M	R4048	B C 13G	R8001	B C 7L	TP3901	B C 6G		
C4027	B C 13G	C7315	A D 12M	CN5101	A D 7A	Q7314	B C 17M	R4049	B C 12G	R8002	B C 6N	TP3902	B C 5G		
C4028	A D 13G	C7316	A D 17L	CN5102	A D 3A	Q7315	B C 17M	R4050	B C 12G	R8007	B C 7M	TP3903	B C 3I		
C4029	A D 14F	C7317	B C 17L	CN7301	A D 13K	Q7316	B C 18M	R4051	B C 13H	R8008	B C 7N	TP3904	B C 3G		
C4030	B C 14F	C7318	A D 14M			Q7317	B C 14M	R4052	B C 11G	R8013	B C 7M	TP3905	B C 3H		
C4031	B C 14F	C7319	A D 14L	<b>DIODE</b>		Q7318	B C 16M	R4104	B C 12H	R8014	B C 7N	TP3906	B C 4H		
C4032	B C 14F	C7320	A D 16L	D3002	A D 4J	Q7319	B C 16M	R4105	B C 13H	R8015	B C 7N	TP3907	B C 4H		
C4033	B C 15F	C7321	A D 17L	D3003	A D 7B	Q7320	B C 14N	R4147	B C 4O	R8016	B C 8N	TP3908	B C 4H		
C4034	A D 15F	C7322	A D 15M	D3004	A D 3N	Q8201	B C 11K	R4201	B C 13E	R8017	B C 7L	TU6001	A D 19P		
C4035	B C 15F	C7323	B C 15L	D3005	A D 3N	Q8202	B C 12K	R4202	B C 13F	R8019	B C 7L	X3001	A D 4G		
C4036	B C 15F	C7324	B C 16L	D3007	B C 7F	Q8203	B C 14J	R4203	B C 13E	R8020	B C 7L	X3002	A D 3G		
C4037	B C 15F	C7325	B C 14M	D3008	B C 7G	Q8205	B C 14J	R4204	B C 12F	R8021	B C 7L	X4001	A D 13G		
C4038	B C 15F	C7327	A D 15N	D4001	B C 16G	Q8301	B C 14I	R4205	B C 13F	R8022	B C 7M	X4201	A D 13E		
C4039	B C 16F	C7328	B C 18J	D4002	B C 16G	Q8302	B C 15J	R4206	B C 12E	R8023	B C 7N	X6701	A D 12P		
C4040	B C 16F	C7329	B C 18J	D4301	A D 15E	Q8303	B C 16J	R4207	B C 11E	R8024	B C 6N				
C4041	B C 16F	C7330	B C 18K	D6002	A D 14D	Q8304	B C 15J	R420							

■ Switching regulator board <01> LPB10235-001C



COMPONENT PARTS LOCATION GUIDE <SWITCHING REGURATOR> LPB10235-001C

REF.NO.	LOCATION	REF.NO.	LOCATION	REF.NO.	LOCATION	REF.NO.	LOCATION	REF.NO.	LOCATION	REF.NO.	LOCATION	REF.NO.	LOCATION
<b>CAPACITOR</b>													
C5001	A D 14B	C5307	A D 7D	CN5302	A D 1F	D5304	A D 4C	L5202	A D 7B	R5106	B C 13G	R5336	B C 6D
C5002	A D 12C	C5308	A D 7D	CN5303	A D 7F	D5305	A D 7D	L5203	A D 7B	R5107	B C 13F	R5337	B C 6E
C5003	A D 13D	C5309	A D 8A	CN5304	A D 7E	D5306	A D 8F	L5204	A D 7D	R5108	A D 13F	<b>OTHER</b>	
C5004	A D 14H	C5310	A D 1C	CN5305	A D 15H	D5307	A D 8F	L5205	A D 7E	R5301	B C 10G	CP5301	A D 8F
C5005	A D 14F	C5311	A D 1D			D5308	A D 3B	L5206	A D 8A	R5302	B C 10G	F5001	A D 14B
C5101	A D 11D	C5312	A D 4G			D5309	A D 6A	L5208	A D 9A	R5303	B C 10G	FC5001	A D 14B
C5102	A D 11C	C5313	B C 3E	D5001	A D 12D	D5310	A D 6B	LF5002	A D 13C	R5304	B C 10H	FC5002	A D 14A
C5103	A D 13E	C5314	B C 2E	D5101	A D 11C	D5311	A D 6B			R5305	B C 10H	K5102	A D 10C
C5104	A D 13F	C5315	A D 2E	D5102	A D 10C	D5312	A D 6C	<b>TRANSISTOR</b>		R5306	B C 9G	PC0220	A D 15B
C5105	A D 13G	C5316	A D 2B	D5103	A D 11G	D5313	A D 6C	Q5301	B C 7G	R5307	A D 6C	PC0221	A D 15B
C5106	B C 11G	C5317	A D 4D	D5104	A D 13G	D5314	A D 6D	Q5302	B C 6F	R5308	A D 7C	PC5101	A D 10G
C5107	B C 13G	C5318	B C 1C	D5105	A D 11G	D5315	A D 3E	Q5303	B C 5B	R5310	A D 6G	SG5001	B C 15A
C5201	A D 7G	C5319	B C 3D	D5106	A D 13G	D5316	A D 7D	Q5304	B C 3B	R5314	A D 8F	T5001	A D 11F
C5202	A D 8C	C5320	B C 2D	D5201	A D 9F	D5317	A D 6D	Q5305	A D 5A	R5317	B C 6G	VA5001	A D 14C
C5203	A D 8C	C5321	A D 3D	D5202	A D 9C	D5318	A D 5D	Q5308	A D 4D	R5318	B C 6G	VA5003	A D 16A
C5204	A D 8B	C5322	A D 5A	D5203	A D 9C			Q5310	A D 6G	R5319	B C 2A		
C5205	A D 11A	C5323	A D 5B	D5204	A D 9C	<b>IC</b>		Q5313	A D 3F	R5320	B C 2A		
C5206	A D 8F	C5324	B C 5C	D5205	A D 9B	IC5101	A D 13F	Q5314	B C 3F	R5321	B C 11A		
C5207	A D 8E	C5325	B C 5D	D5206	A D 10B	IC5301	A D 10G	Q5315	A D 6D	R5323	B C 5F		
C5208	A D 8D	C5326	B C 2D	D5207	A D 9F	IC5302	A D 2B	Q5316	A D 6D	R5324	B C 5F		
C5209	A D 9A	C5327	B C 1D	D5208	A D 9E	IC5303	B C 2E	Q5317	B C 6E	R5327	A D 4F		
C5211	A D 10A	C5328	B C 5D	D5209	A D 9E	IC5304	B C 2D			R5328	A D 4F		
C5301	A D 10G	C5329	B C 5D	D5210	A D 9E	IC5305	B C 1C	<b>RESISTOR</b>		R5329	B C 5D		
C5302	A D 10G	C5330	A D 5E	D5211	A D 9E	IC5306	B C 1D	R5001	A D 15G	R5330	B C 5D		
C5303	B C 1B	C5331	B C 5E	D5212	A D 10B	IC5307	B C 5D	R5101	A D 14D	R5331	A D 5B		
C5304	A D 7C	C5332	A D 5D	D5214	A D 10B	IC5308	B C 5D	R5102	B C 12G	R5332	B C 5B		
C5305	A D 6B	<b>CONNECTOR</b>		D5301	A D 9B			R5103	A D 10C	R5333	A D 3E		
C5306	A D 7B	CN5001	A D 15B	D5302	A D 4F	<b>COIL</b>		R5104	B C 13G	R5334	B C 3F		
		CN5301	A D 4F	D5303	A D 6B	L5201	A D 7C	R5105	A D 11F	R5335	B C 3F		



**COMPONENT PARTS LOCATION GUIDE <DIGITAL> LPB10236-001D**

REF.NO.	LOCATION	REF.NO.	LOCATION	REF.NO.	LOCATION	REF.NO.	LOCATION	REF.NO.	LOCATION	REF.NO.	LOCATION	REF.NO.	LOCATION	REF.NO.	LOCATION
CAPACITOR		C1421	A C 2C	CN1403	B C 5B	R1069	A C 4E	R1614	A C 5D	RA1617	A C 5D	TL1412	A C 3E		
C1001	A C 1D	C1422	A C 4C	CN1404	B C 7B	R1070	A C 3E	R1615	A C 5D	RA1618	A C 5D	TL1413	A C 2D		
C1002	A C 2D	C1423	A C 3E	CN1801	A C 1B	R1071	A C 2E	R1616	A C 5D	RA1619	A C 5C	TL1414	A C 2D		
C1003	A C 2D	C1424	A C 4D	CN2201	B C 6F	R1072	B C 1E	R1617	A C 6D	RA1620	A C 5C	TL1415	A C 2D		
C1004	A C 1D	C1425	A C 3D			R1216	A C 3A	R1618	A C 6C	RA1621	B C 5C	TL1417	A C 2D		
C1005	A C 1E	C1426	A C 5A	DIODE		R1217	A C 5B	R1619	A C 6D	RA1622	B C 6C	TL1418	A C 2D		
C1006	A C 1E	C1427	A C 4C	D1001	B C 1F	R1218	B C 4B	R1620	A C 6C	RA1623	B C 5D	TL1419	A C 2D		
C1007	A C 1E	C1428	A C 4E	D1002	B C 1F	R1219	B C 4B	R1621	A C 6C	RA1624	B C 5D	TL1420	A C 2D		
C1008	A C 1E	C1429	A C 4C	D1401	A C 3E	R1220	B C 4B	R1622	A C 6C	RA1625	A C 5C	TL1422	B C 5C		
C1009	A C 1E	C1430	A C 4D	D1402	A C 3E	R1221	B C 4B	R1623	B C 6C	RA1626	A C 4C	TL1423	B C 5C		
C1010	A C 1E	C1431	B C 3B	D1403	A C 2C	R1222	A C 3A	R1624	B C 6D	RA1627	A C 4C	TL1424	B C 5C		
C1011	A C 1E	C1432	A C 3A	D2201	B C 5F	R1223	A C 3A	R1625	B C 6C	RA1628	A C 5C	TL1425	B C 5C		
C1012	A C 1E	C1433	A C 1F			R1224	A C 3A	R1626	B C 6D	RA1629	A C 6D	TL1429	B C 5E		
C1013	A C 1E	C1434	A C 3D	IC		R1225	A C 3A	R1627	B C 6D	RA1630	B C 6D	TL1430	B C 4E		
C1014	A C 1D	C1435	A C 3D	IC1001	B C 1C	R1226	A C 5B	R1628	B C 6D	RA1631	B C 6D	TL1431	B C 5E		
C1015	A C 1E	C1436	A C 3D	IC1002	B C 1D	R1227	B C 3B	R1642	A C 5C	RA1632	A C 6D	TL1432	B C 4E		
C1016	A C 1D	C1437	A C 3D	IC1201	A C 3B	R1228	B C 3B	R1644	A C 6C	RA1801	B C 2B	TL1433	B C 4E		
C1017	B C 1E	C1438	A C 3D	IC1202	A C 5B	R1229	B C 4B	R1645	A C 5D	RA1802	B C 2B	TL1434	B C 4E		
C1018	B C 1E	C1439	A C 3C	IC1203	A C 5B	R1230	B C 5B	R1646	A C 5D	RA2201	B C 7E	TL1435	B C 4E		
C1019	B C 1E	C1440	B C 3F	IC1401	B C 3D	R1231	B C 5B	R1647	A C 5D	RA2202	B C 6E	TL1436	A C 4C		
C1020	A C 1D	C1441	B C 1F	IC1404	A C 3C	R1401	B C 2E	R1648	A C 5D	RA2203	B C 6E	TL1437	A C 2D		
C1021	A C 1D	C1442	A C 2D	IC1405	A C 2C	R1402	A C 3E	R1649	A C 5D	RA2204	B C 6E	TL1448	A C 4C		
C1022	B C 1E	C1443	B C 1F	IC1601	A C 6D	R1408	A C 2D	R1650	A C 5D	RA2205	B C 6E	TL1449	A C 2C		
C1023	B C 1E	C1444	A C 2E	IC1602	B C 6D	R1409	A C 3E	R1651	A C 5D	RA2206	B C 5E	TL1450	A C 1C		
C1024	A C 1D	C1445	A C 3C	IC1701	B C 2B	R1410	A C 3E	R1652	A C 5D	RA2207	B C 5E	TL1451	A C 2C		
C1025	A C 1D	C1446	A C 4D	IC1801	B C 2B	R1411	A C 3E	R1653	A C 5D	RA2208	A C 6E	TL1452	A C 2C		
C1026	A C 1D	C1447	B C 2E	IC2201	A C 6E	R1412	A C 3E	R1654	A C 5D	RA2209	A C 6E	TL1453	A C 2C		
C1027	A C 1D	C1448	B C 2E	IC2202	A C 5E	R1413	A C 2D	R1655	A C 5D	RA2210	A C 6E	TL1454	A C 2C		
C1028	A C 1D	C1449	B C 3F			R1414	A C 4E	R1656	A C 5D	RA2211	A C 6E	TL1455	A C 2C		
C1029	A C 1D	C1450	A C 2E	COIL		R1415	B C 4E	R1657	A C 5D			TL1456	A C 2C		
C1030	A C 1D	C1452	A C 3D	L1004	B C 3F	R1416	A C 4E	R1658	A C 5D	OTHER		TL1457	A C 1C		
C1031	A C 2D	C1453	A C 3D	L1801	A C 2B	R1417	A C 4D	R1659	A C 5D	K1001	B C 2F	TL1458	A C 2C		
C1032	A C 1D	C1454	A C 3D	L1802	A C 2B	R1419	A C 3E	R1660	A C 5D	K1002	B C 3F	TL1459	A C 2C		
C1033	A C 2D	C1455	A C 2D	LC1001	B C 2F	R1420	A C 3E	R1701	B C 6A	K1003	B C 3F	TL1460	A C 1C		
C1034	A C 1D	C1456	A C 3D	LC1002	A C 2F	R1421	B C 2E	R1702	B C 6A	K1004	B C 3F	TL1461	A C 1C		
C1035	A C 2D	C1457	A C 3C	LC1003	A C 3D	R1422	B C 2E	R1703	B C 5E	K1005	B C 3F	TL1462	A C 2C		
C1036	A C 2D	C1458	A C 2C	LC1004	A C 4E	R1423	B C 2E	R1704	B C 6D	K1006	B C 2F	TL1463	A C 2C		
C1037	A C 2D	C1459	B C 4B	LC1401	B C 2F	R1424	B C 3E	R1707	A C 6B	K1007	B C 3F	TL1464	A C 2C		
C1038	A C 1D	C1601	A C 6C	LC1402	A C 5E	R1425	B C 3E	R1801	B C 3B	K1008	B C 2F	TL1485	A C 3C		
C1039	A C 2D	C1602	B C 6C	LC1403	B C 1F	R1426	B C 3E	R1802	B C 3B	K1009	B C 2F	TL1486	A C 3C		
C1040	A C 1D	C1605	A C 5D			R1427	A C 2D	R1803	B C 2B	K1010	B C 2F	TL1487	A C 4C		
C1041	A C 1D	C1606	A C 5D	TRANSISTOR		R1428	B C 2D	R1804	B C 2B	K1011	A C 4E	TL1488	A C 4C		
C1042	B C 1D	C1607	A C 6D	Q1001	B C 3F	R1429	B C 2D	R1805	B C 2B	K1012	A C 4E	TL1489	B C 4E		
C1043	B C 1C	C1608	A C 6C	Q1002	B C 4F	R1430	B C 2D	R1806	B C 1B	K1013	A C 4E	TL1490	A C 3E		
C1044	B C 1C	C1609	A C 5C	Q1003	B C 4E	R1431	B C 2D	R1807	B C 1B	K1014	A C 4E	TL1491	A C 3E		
C1045	B C 1B	C1610	A C 5D	Q1004	B C 4E	R1432	B C 4B	R1808	B C 1B	K1015	A C 4E	TL1492	A C 5A		
C1046	B C 2C	C1611	A C 6D	Q1005	B C 4F	R1433	B C 4B	R1809	B C 1B	K1016	A C 4E	TL1493	A C 5A		
C1047	B C 2C	C1612	A C 7D	Q1006	B C 4F	R1434	B C 4B	R1810	B C 1B	K1017	A C 4E	TL1494	A C 6A		
C1048	B C 3F	C1613	B C 5C	Q1007	B C 4E	R1435	B C 5B	R1811	B C 1B	K1018	A C 3E	TL1495	A C 6A		
C1049	B C 1F	C1614	B C 5C	Q1008	A C 4E	R1436	B C 4B	R1812	B C 1B	K1019	A C 1E	TM1	A C 1F		
C1050	B C 1E	C1615	B C 6C	Q1009	A C 4E	R1437	B C 4B	R1813	A C 2B	K1020	A C 2D	TM2	A C 1F		
C1051	B C 3F	C1616	B C 6D	Q1010	A C 3E	R1438	B C 4B	R1814	A C 2B	K1201	A C 5C	TM3	A C 6A		
C1052	A C 4E	C1617	B C 5D	Q1011	A C 3D	R1439	B C 4B	R1815	A C 2B	K1401	A C 3D	TM4	A C 6A		
C1053	A C 4E	C1618	B C 5C	Q2201	B C 4C	R1440	B C 4B	R1816	A C 2B	K1402	A C 2D	TM5	A C 7F		
C1054	A C 4D	C1619	B C 6C			R1441	A C 2C	R1817	A C 2B	K1403	A C 2E	TM6	A C 7F		
C1055	A C 5B	C1620	B C 6C	RESISTOR		R1443	A C 2C	R1818	B C 2A	K1404	B C 2E	TM7	A C 1A		
C1056	A C 3E	C1621	B C 7C	R1001	B C 1E	R1444	A C 2C	R1819	B C 2A	K1405	A C 3C	TM8	A C 1A		
C1057	B C 5E	C1622	B C 6C	R1002	B C 1E	R1445	A C 3C	R1820	B C 3A	K1406	A C 3C	X1401	A C 2E		
C1058	A C 2D	C1623	B C 5C	R1003	B C 1E	R1446	A C 2C	R1821	B C 1B	K1407	A C 2E	X1801	B C 3B		
C1059	A C 4B	C1624	B C 5D	R1004	B C 1E	R1447	A C 2C	R1822	B C 3B	K1408	A C 3D				
C1060	A C 2D	C1625	B C 5D	R1005	B C 1E	R1448	A C 2C	R1823	B C 3B	K1701	A C 6B				
C1061	A C 3C	C1637	B C 5C	R1006	B C 1E	R1449	A C 2B	R2201	B C 5E	K1702	A C 6B				
C1062	A C 2E	C1638	B C 5C	R1007	B C 1E	R1450	B C 3B	R2202	B C 5E	K1801	A C 3A				
C1063	A C 3E	C1639	B C 5E	R1009	B C 1E	R1451	B C 2B	R2203	A C 5E	K2201	A C 6F				
C1064	A C 4E	C1640	B C 5E	R1010	A C 1D	R1452	B C 3B	R2204	A C 5E	K2202	A C 6F				
C1065	A C 2E	C1641	A C 5D	R1012	B C 1E	R1453	B C 3B	R2205	A C 5E	K2203	A C 6F				
C1066	A C 2E	C1642	A C 5D	R1013	B C 2E	R1454	B C 3B	R2206	A C 6E	K2204	A C 6F				
C1067	B C 2F	C1643	B C 5C	R1014	B C 2E	R1455	B C 3B	R2207	A C 6E	K2205	A C 6F				
C1068	B C 4F	C1644	B C 5C	R1015	B C 2E	R1456	B C 3B	R2208	A C 6E	K2206	A C 6F				
C1069	B C 4E	C1645	B C 7D	R1017	B C 2E	R1461	B C 3B	R2209	A C 5E	K2207	A C 6F				
C1070	B C 4E	C1646	B C 7D	R1018	B C 1E	R1462	B C 3B	R2210	A C 5E	K2208	A C 6F				
C1071	B C 4E	C1647	A C 5D	R1019	B C 1E	R1463	B C 3B	R2211	A C 6F	K2209	A C 6F				
C1072	B C 4F	C1648	A C 5D	R1020	B C 1E	R1466	B C 3B	R2212	A C 5F	K2210	A C 6F				
C1073	B C 3F	C1647	A C 5D	R1021	A C 1D	R1467	B C 3B	R2213	A C 5E	K2211	A C 6F				
C1074	B C 4F	C1648	A C 5D	R1022	A C 1D	R1468	B C 3B	R2214	A C 5F	K2212	A C 6F				
C1075	B C 4F	C1649	A C 6D	R1024	A C 2D	R1469	B C 3E	R2215	A C 5E	K2213	A C 6F				
C1076	A C 4E	C1650	A C 6D	R1027	A C 2E	R1470	B C 4B	R2216	B C 5F	K2214	A C 6F				
C1077	A C 4E	C1651	B C 6C	R1028	A C 2E	R1471	B C 4B	R2217	B C 5E	K2215	A C 6F				
C1078	A C 2E	C1652	B C 6C	R1029	B C 2E	R1472	B C 4B	RA1001	B C 1D						



**JVC**

**Victor Company of Japan, Limited**

AV & MULTIMEDIA COMPANY DIGITAL VIDEO STORAGE CATEGORY 12, 3-chome, Moriya-cho, kanagawa-ku, Yokohama, kanagawa-prefecture, 221-8528, Japan

No.YD025SCH



Printed in Japan  
WPC